

Historic, Archive Document

Do not assume content reflects current scientific knowledge, policies, or practices.



62,17


RECEIVED

NOV 5 1924


U.S. DEPARTMENT OF AGRICULTURE

SEEDS *for the* SOUTH 1917

EARLY RED
VALENTINE BEANS



MARTIN'S
IMPROVED
7-year
Field
Corn



COPENHAGEN
MARKET
CABBAGE



FIELD OF SOY BEANS



MARTIN'S TOM WATSON WATERMELON



RUBY KING
PEPPER

E.A. MARTIN SEED CO. JACKSONVILLE FLORIDA



Field of Fulghum Oats Making Over 100 Bushels Per Acre.

A Minute's Visit With You

At the time of going to press with this, our spring, 1917, catalog, the prices of many varieties of seed are high and very unsettled and for this reason we wish to warn our friends and customers against the buying of seeds from seedsmen whose reputation they know nothing of, as these seedsmen in order to quote cheaper prices are going to buy inferior seeds.

We have been fortunate in receiving good deliveries from our growers of our usual highest quality seeds.

The present prices of food stuffs and stock feed are unusually high and for that reason you cannot afford to buy seeds that will not give you a maximum crop just to save a few cents per acre on the cost of your seed.

We are keeping abreast with the agricultural development of Florida and are giving the best of our experience and efforts to further this development, which will put millions in the pockets of the farmer, by producing and furnishing our customers with seeds that have a performance record and are acclimated to this section. Seeds that will increase the yield per acre for Florida farmers and gardeners.

We are glad to give you any help you may ask for as to proper culture or further information as to new varieties, etc.

We are interested in the success of our customers.

Those who have small vacant space in their back yards will find both pleasure and profit in planting a small garden and it helps to reduce the high cost of living.

The varieties of seed we offer this year are all tested and recommended by us for planting in Florida.

We wish to express our appreciation of the orders from old customers and ask a trial order from those who have never done business with us, knowing that the quality of seeds we will furnish you will satisfy any one wishing larger yields.

Wishing you a prosperous year, we are

Yours very truly,

E. A. MARTIN SEED CO.

READ THIS

These seeds are all grown especially for us, and are fresh, genuine and reliable. We handle no commission seeds.

Seeds of the best quality often fail to germinate by reason of improper planting, weather conditions, etc.; in fact, most failures are from disregard of necessary conditions, and since these conditions are so varied and so far beyond our control, it is impracticable for us to in any way guarantee crop results, and while we exercise every care in reason, we give no warranty, express or implied, as to description, quality, productiveness or any other matter of any seeds, and will not be in any way responsible for the crop. If the purchaser does not accept the goods on these terms, they are at once to be returned.

Market Gardeners, or other large planters, requiring larger quantities of seeds than are here offered, are invited to write us for Special Prices, and must be sure to name **varieties** and **quantities** they will want.

Please bear in mind that the prices given in this book include cost of postage, except where noted. For Peas, Beans and Corn, add proper amount as shown by parcel post table to cover postage. If purchasers desire forwarded by express they may omit the amount required for postage.

Seeds by Express or Freight. We deliver seeds to any express or railroad company, the purchaser to pay transportation charges upon receipt of goods.

Name, Address, Etc. When ordering please give your name and full address. Many orders reach us on which the name or postoffice address is lacking. It is, of course, impossible to fill these orders until they are identified.

How to Send Money. Money can be sent at our risk, either by postoffice order, bank draft, express order or registered letter. If your order amounts to \$1 or more, it is best to send by one of the above methods. Postage stamps received the same as cash. Always be sure to **sign your name, postoffice, county and state.** Cash should always accompany the order.

QUANTITY	NAME OF ARTICLES WANTED	PRICE
	Total,	

When ordering, please write below the names and addresses of two persons that are interested in gardening. We shall take pleasure in mailing them our Catalogue.

Name _____ Address _____

Name _____ Address _____

When peas, beans and corn or any field seed are to be sent by mail, add postage. Packets and ounces will be sent to any address, postpaid at prices named.

**We Recommend and Sell
MULFORD CULTURES**

**To Inoculate Your
ALFALFA, CLOVERS, COWPEAS, SOY BEANS, VETCHES
and all other legume crops**

Small Cost	Large Returns	Easy to Use	No Labor Expense
MULFORD CULTURES contain pure, tested strains of active, vigorous nitrogen-fixing bacteria for inoculating seeds of legumes or soil.	MULFORD CULTURES contain pure, tested strains of active, vigorous nitrogen-fixing bacteria for inoculating seeds of legumes or soil.	MULFORD CULTURES contain pure, tested strains of active, vigorous nitrogen-fixing bacteria for inoculating seeds of legumes or soil.	MULFORD CULTURES contain pure, tested strains of active, vigorous nitrogen-fixing bacteria for inoculating seeds of legumes or soil.
MULFORD CULTURES are "different" and should not be confused with other brands.	MULFORD CULTURES are "different" and should not be confused with other brands.	MULFORD CULTURES are "different" and should not be confused with other brands.	MULFORD CULTURES are "different" and should not be confused with other brands.
The color is different (they are dark, almost black,	The color is different (they are dark, almost black,	The color is different (they are dark, almost black,	The color is different (they are dark, almost black,

INCREASE YOUR CROPS—IMPROVE YOUR SOIL

Legumes offer the best-known means of maintaining soil fertility and rejuvenating overcropped and worn-out fields. They add both humus and nitrogen to your soil and thus increase your yield of wheat, cotton, corn and other non-legume crops.

The United States Department of Agriculture and many State Agricultural Experiment Stations recommend inoculation of legumes with nitrogen-fixing bacteria to induce a prompt "catch" and increase your yields.

MULFORD CULTURES are scientifically prepared and tested by experts, in the biological laboratories of H. K. Mulford Co., Philadelphia, U. S. A., with the same degree of care as Mulford Antitoxins, Serums, Vaccines, etc., which are standard all over the world.

Be sure to specify the particular legume on which you desire to use the MULFORD CULTURES, otherwise we will not know how to fill your order.

- | | | | |
|-------------------|-------------------|----------------|-------------|
| ALFALFA (Lucerne) | Burr Clover | VETCH | LIMA BEANS |
| ORIMSON CLOVER | Yellow Clover | Horse Beans | Lupins |
| SWEET CLOVER | Berseem Clover | Velvet Beans | Sainfoin |
| WHITE CLOVER | COW PEAS | Perennial Peas | Lespedeza |
| RED CLOVER | SOY BEANS | SWEET PEAS | Beggar Weed |
| ALSIKE CLOVER | CANADA FIELD PEAS | GARDEN PEAS | and others |
| Mammoth Clover | PEANUTS | GARDEN BEANS | |

Those printed in CAPITAL LETTERS can be shipped immediately from stock. The others will be prepared to order and can be supplied in a few days.

PRICES

MULFORD CULTURES are supplied for the varieties of legumes listed at the following prices:
5-Acre Size.....\$5.00 ("A Dollar per Acre")
1-Acre Size..... 1.50
Garden Size (¼ acre)..... .50

(These prices include delivery on freight shipments.)
Free Descriptive Literature Sent upon Request

PARCEL POST

CUSTOMERS PLEASE NOTICE

If Goods are Wanted by Parcel Post, Postage Must be Added as per Table Below, Except for Those We Offer to Deliver Free as Above.

Regarding Domestic Parcel Post within the United States and Possessions—which now includes Seeds, Plants, Bulbs and Roots.

For all merchandise available by Parcel Post offered in this catalog see the opposite Parcel Post table, so that extra for postage can be remitted according to Zone distances as below.

Weight Limit.—The weight limit within the Local, 1st and 2nd Zones is now fifty (50) pounds, within the other Zones the weight limit is twenty (20) pounds and the size limit seventy-two inches (72) for combined length and largest girth.

For small packages, weighing 4 ounces or less, a special rate of 1c per ounce or fraction is provided covering all zones. A package weighing over 4 ounces and not more than 16 ounces is charged at the "First Pound" rate.

Important.—In remitting postage always add it to the foot of the order as a separate item—this will help to avoid mistakes.

The local postmaster will inform you what zone you are in from Jacksonville and you can add for postage accordingly. Or from any child's geography, which shows scales of miles, you can determine what zone you are in as from Jacksonville.

WEIGHT	1st ZONE		ZONES							
	LOCAL RATE	2ND RATE (50 LB.)	2d 150 M.	3d 300 M.	4th 500 M.	5th 1000 M.	6th 1600 M.	7th 1900 M.	8th Rate Per 1000 M.	
1 pound..	\$0.05	\$0.05	\$0.05	\$0.04	\$0.07	\$0.08	\$0.09	\$0.11	\$0.12	
2 pounds..	.06	.06	.06	.06	.11	.14	.17	.21	.24	
3 pounds..	.06	.07	.07	.10	.15	.20	.25	.31	.36	
4 pounds..	.07	.08	.08	.13	.19	.25	.33	.41	.48	
5 pounds..	.07	.09	.09	.14	.22	.29	.37	.46	.55	
6 pounds..	.08	.10	.10	.16	.24	.32	.41	.51	.61	
7 pounds..	.08	.11	.11	.18	.27	.36	.46	.56	.66	
8 pounds..	.09	.11	.12	.20	.30	.40	.50	.61	.72	
9 pounds..	.09	.12	.12	.22	.32	.42	.52	.63	.74	
10 pounds..	.10	.14	.14	.24	.34	.44	.54	.65	.76	
11 pounds..	.10	.15	.15	.26	.36	.46	.56	.67	.78	
12 pounds..	.11	.16	.16	.28	.38	.48	.58	.69	.80	
13 pounds..	.11	.17	.17	.30	.40	.50	.60	.71	.82	
14 pounds..	.12	.18	.18	.32	.42	.52	.62	.73	.84	
15 pounds..	.12	.19	.19	.34	.44	.54	.64	.75	.86	
16 pounds..	.13	.20	.20	.36	.46	.56	.66	.77	.88	
17 pounds..	.13	.21	.21	.38	.48	.58	.68	.79	.90	
18 pounds..	.14	.22	.22	.40	.50	.60	.70	.81	.92	
19 pounds..	.14	.23	.23	.42	.52	.62	.72	.83	.94	
20 pounds..	.15	.24	.24	.44	.54	.64	.74	.85	.96	
21 pounds..	.15	.25	.25							
22 pounds..	.16	.26	.26							
23 pounds..	.16	.27	.27							
24 pounds..	.17	.28	.28							
25 pounds..	.17	.29	.29							
26 pounds..	.18	.30	.30							
27 pounds..	.18	.31	.31							
28 pounds..	.19	.32	.32							
29 pounds..	.19	.33	.33							
30 pounds..	.20	.34	.34							
31 pounds..	.20	.35	.35							
32 pounds..	.21	.36	.36							
33 pounds..	.21	.37	.37							
34 pounds..	.22	.38	.38							
35 pounds..	.22	.39	.39							
36 pounds..	.23	.40	.40							
37 pounds..	.23	.41	.41							
38 pounds..	.24	.42	.42							
39 pounds..	.24	.43	.43							
40 pounds..	.25	.44	.44							
41 pounds..	.25	.45	.45							
42 pounds..	.26	.46	.46							
43 pounds..	.26	.47	.47							
44 pounds..	.27	.48	.48							
45 pounds..	.27	.49	.49							
46 pounds..	.28	.50	.50							
47 pounds..	.28	.51	.51							
48 pounds..	.29	.52	.52							
49 pounds..	.29	.53	.53							
50 pounds..	.29	.54	.54							

Parcel Post also to the following points, considered as of the 8th zone

- Alaska
- Canada
- Canal Zone
- Hawaiian Islands
- Philippine Islands
- Republic of Panama
- Pago-Pago, Tutuila
- Island.....
- Tas Manus Island
- U. S. Postal Agency, Shanghai, China.

Cuba
Guam
Mexico
Samo

IMPORTANT—READ THIS

We supply with this catalogue a return envelope, in which you may enclose your order and money, and mail by a Registered Letter. Money Order, Express Money Order or Bank Draft need not be registered. Postage stamps taken the same as money in any amount.

Since seeds have been admitted under Parcel Post, it is a great advantage to farmers residing many miles from a railroad, as seeds and other articles can be delivered to their door, thus saving a trip to town. Besides, the rates are very reasonable up to 400 or 500 miles. Should you wish to order large quantities of seeds by Parcel Post, write for special prices.

SELECTION OF SEEDS

While this list of seeds does not embrace all the numerous varieties that are advertised in the various catalogues of the country—many of which are obsolete, and the same seed often passing under half a dozen names—it does embrace all the leading standard varieties that have been tested and known to be adapted to our soil and climate.

Truck farming is a great industry in Florida. Each new season adds thousands of acres of her virgin soil to the production of vegetables for the Northern and Western markets, and as the time rolls on, experience will point the way to a success of greater magnitude than has hitherto been attained elsewhere.

RIISING TO OPPORTUNITY.

The South by planting liberally of grain, can not only solve the Cotton problem for itself but prepare the way for a later sharing in the wonderful prosperity of the grain and live stock sections of the middle West. In the ability to raise Cotton, the South has a tremendous asset in the creation of a BALANCE OF POWER between North and South, and we can only come into the South's own and share in the country's general prosperity when we definitely establish that balance of power.

Observations and Suggestions

The progress and advancement made by our State in the lines of agricultural and industrial development during the two years just past has attained results the like of which was never dreamed of by the most enthusiastic person of a few years ago. Considering the rapidity of the change in what may be justly termed an era of transformation, the events of the recent past appear as ancient history. When we reflect upon the remarkable success attained by those engaged in the various branches of agricultural pursuits, we perforce realize that there is practically no limit to the capacity of our soils or our resources and possibilities for industrial development.

The great war now being waged in Europe has had, it is true, a depressing effect on the values of certain of our products. This condition has come about within the last few months, but indications at this time are that a change for the better is in sight, and that through the partial substitution of some industries for those now depressed, and the increased production in others, normal conditions may soon be resumed and an equilibrium maintained.

A diversity of soil crops and an increase in the live stock industry, to the extent that the farms are made self-sustaining, will work wonders in the restoration of normal conditions. It will do more, it will demonstrate beyond doubt that the only road to profitable farming lies in the diversification of crop production and the growing of live stock, and it is morally certain to create a lasting system of farm management along the lines suggested.

With the great and continued improvements in methods of planting, manuring and cultivating the numerous crops, largely through the aid of improved implements, the yields have been increased to a remarkable degree. Indeed it is not unusual for the grower of such crops as lettuce, celery, cauliflower, tomatoes, eggplants and other crops under an intensive system of cultivation, to receive from three to five hundred dollars per acre, and in many instances with as high as eight to twelve and even fifteen hundred dollars per acre. Under old-time methods such yields would have been impossible; nor are these methods alone practiced in the production of vegetable crops, the same improvements have been and are being rapidly extended into the cultivation of the standard field crops, such as cotton, corn, oats, velvet beans, cow peas and others. In this direction great assistance is being given the farmers of the State through the Farmer's Institute work under the direction of Prof. P. H. Rolfs, Director of the Experiment Station, and the work of the United States demonstration agents in the several counties under the direction of Pro. C. K. McQuarrie, U. S. Demonstration Agent for Florida. The results of the work of these agencies have been so successful, as well as surprising, that thousands either wholly or in part have adopted new and better methods of farm practice.

SUGGESTIONS—Special Crops

Some suggestions which we believe worthy of attention by the people generally of the State, and those engaged in any one or all of the agricultural pursuits, is that it is well for each farmer to make a speciality of some crop while at the same time practicing diversification of crop production to as great an extent as possible.

There are many side crops adapted to the various sections of the State that pay fancy prices, and which usually come at a time of the year or season when conditions are such as to create a demand out of the ordinary. This rule holds good also as to standard crops.

LIVE STOCK

The greatest of all farm specialties is live stock. Whatever branch of farming is carried on, live stock should form as large a part of it as possible. It is one of the greatest aids to successful crop production, as well as one of the surest means of making money. Unfortunately, in our country the cattle tick is a menace of serious proportions to cattle growing, and before cattle growing on a large scale can be established with the degree of success that it should, effective measures must be adopted and carried out for the complete eradication of the tick. But what is of greater importance, its building up and improvement by the introduction of new and better breeds. But let us bear in mind that practically all of the eastern hemisphere is in the throes of war, and is today drawing toll at a tremendous rate from this country.

That there is an extremely limited production of either animal or vegetable food products for the support of the people of the warring countries of Europe and that the want of it is today endangering the lives of millions of their inhabitants. That in America already the depletion of food supplies is becoming noticeable in the high prices of breadstuffs, especially wheat. All food animals are in greater demand than can be supplied, and it is quite probable that this demand will continue for possibly ten years or even longer, even though the war should end at once, which is very improbable. But even when it does end there will be a shortage of live stock for agricultural purposes. This need will have to be met, and the only source of supply will be of our own raising. They will not be obtainable in other States as formerly. They will have to be supplied by the live stock growers of the State.

It is not likely that production can or will be overdone.

The day is far distant when the prices of meats will cheapen, the trend is upward, and the chances are that meats of all kinds will grow dearer steadily for years to come.

To the man from the live stock growing sections of the North and West, who prefers a better climate and a better country for stock growing and feeding, no section of the United States offers equal advantages and inducement for this purpose with Florida. Investigation along this line is suggested to those interested.

THE WHALEY SEA ISLAND COTTON SEED

DIRECT FROM EDISTO ISLAND OFF THE COAST OF SOUTH CAROLINA

Every grower of Sea Island Cotton knows the importance of planting these seeds as well as the almost impossibility of getting them. We shall have two grades which are the result of fifteen years of special selection and culture.

SUPERFINE. Sells at 70 cents per pound. Splendid bearer; yields per acre, if conditions are right, 150 to 250 pounds lint. 100 pounds of Seed Cotton gives 24 pounds of lint. Bus. \$5.

IMMUNE. Same as above, only it is practically proof against all attack of cotton blight, wilt and black rot. Is the result of special selection with that end in view. To illustrate: We had a five-acre piece that blighted so badly it made only 105 pounds of Seed Cotton. Had to plant the whole in slip sweet potatoes. The next season we had enough Immune Seed to plant this piece, by putting two or three seeds in hill with the hands, and the result was we gathered over 4,000 pounds of Seed Cotton on this piece. Anyone whose lands show signs of cotton blight, wilt and black rot will do well to use this Seed. Razed and sacked, 42 pounds to bushel. Bus. \$3.50.

ASPARAGUS

Sow one ounce for 60 feet of drill, in rows 1 foot apart. When two years old transplant into permanent beds, which should be well and deeply manured, and trenched to the depth of 2 feet. Set the plants (in rows) from 3 to 4 feet apart, and 2 feet in the rows, spreading out the roots, and covering from 6 to 8 inches. On the approach of winter cover with manure or compost; fork the beds early in the spring, and apply a dressing of salt. Cut for use the second year after planting in permanent bed.

ASPARAGUS SEED

Succeeds well in any good, rich soil, but a light, warm soil which has been heavily manured for previous crops is best.


SEED POTATOES

We have just received our supply of Genuine Northern-grown Seed Potatoes, and beg to quote the following varieties in 150-lb. sacks. Prices subject to change:

Early Red Bliss Triumph. Pk. 75 cts., bu. \$2.75, bag \$6.00.

Spaulding's No. 4 Rose. Pk. 75 cts., bu. \$2.75, bag \$5.75.

Write for special prices on 5-bag lots or more.



Giant Argenteull Asparagus.



Whaley Cotton.

Giant Argenteull.—Originally a selection from imported French stock, but has been both acclimated and improved, and is much superior to the original stock. It has been grown for several years by the most successful truckers and is pronounced far superior to any other variety in earliness, productiveness and size and always sells at a higher price in northern markets. Pkt. 5 cts., oz. 10 cts., lb. 60 cts.

Palmetto.—Although of southern origin, it is well adapted to the North and it is extensively grown for the markets; it brings high prices, owing to its large size, beautiful color and regularity of stalk. Pkt. 5 cts., oz. 10 cts., lb. 60 cts.

ARTICHOKE ROOTS

Most valuable food for hogs that can be grown. Every hog raiser should plant them. After one acre is planted their value will be so appreciated that larger areas will be devoted to them. They are not only very healthful, but as a fattening agent are unexcelled. They yield very heavily, 200 to 350 bushels to the acre being realized on good soil. It is not necessary to dig them, for, if given an opportunity, the hogs will help themselves. Not only are they valuable for hogs, but are an excellent food for cattle, sheep and horses.

Artichokes need planting but once and little or no culture after the first year. Cut as potatoes, only smaller; plant in rows three and one-half feet apart. Plow deep, plant shallow, say two inches. The second year, break up the ground as for corn; they will come up thickly all over the surface. Run through each way with a cultivator when a few inches high.

Jerusalem.—Grown from roots or tubers. Their greatest value is for feeding to stock, being particularly desirable for hogs, making an enormous yield of healthy and nutritious feed. They make, also, a large growth of tops, which can be used for feed. Cultivate like potatoes. Qt. postpaid, 25 cts., pk. not postpaid, 75 cts., bu. \$2.50.

GARDEN SEEDS



DWARF BEANS (Crop Short)

CALLED STRING BEANS, BUSH BEANS AND SNAP BEANS.

One quart to 100 feet in drills, or 150 hills; $1\frac{1}{2}$ bushels to the acre, in drills. Mature for table use from 30 to 50 days from germination, according to variety.

The bean crop is the shortest it has ever been known. Some varieties will no doubt be exhausted before the demand is supplied. Some of the Wax varieties were a total failure and we are unable to quote price.

Culture.—Plant from end of December, and for succession, every two weeks until May. Beans planted in this latitude during June and July will not produce much. August and September are good months in which to plant again. They are ready for the table in from thirty to fifty days after planting. Beans do not require heavy manuring; in fact, if the soil is fairly good, it is better to use a good fertilizer. The fertilizer should be well mixed in the furrow with the soil before the Beans are planted. For field culture plant in rows $2\frac{1}{2}$ feet apart and about 3 inches between the Beans, covering the seed to a depth of about 3 inches. If to be cultivated by hand in small gardens, the rows may be 18 inches apart. Up to the time of blooming cultivate often.

Extra-Early Refugee.—Has all the good qualities of the well-known Refugee, but is ten days earlier. Very productive, and sure to produce a crop either in a wet or a dry season. A fine shipper, and fast becoming one of our most popular round green-podded snaps for both spring and summer planting. This Bean is always sure of bringing the very best prices in market. Qt. 50c, peck \$2.50, bu. \$8.50.

Refugee, or 1,000-to-1.—One of the best snaps for main crop and late or succession plantings. It is enormously productive. The snaps are round-podded, tender and of excellent table qualities. Later than the early kinds, but continues in bearing much longer and is more productive. Qt. 50c, peck \$3.00, bu. \$10.30.

Early Mohawk.—An old, popular and standard extra-early variety. Hardy, long, green, flat pods, thick and tender. Qt. 40c, peck \$2.25, bu. \$8.00.

Burpee's Stringless Green-Pod.—Claimed to be harder and will stand frost better than any other early kind, and that it is entirely stringless. It makes a round-podded snap, tender, and of excellent quality. Qt. 60c, peck \$3.00, bu. \$10.00.

Black Valentine.—This variety is becoming more popular each season. It is very hardy, and will stand more frost and cold weather than other kinds, and consequently can be planted earlier with less risk of injury by cold. It is fully as quick-growing as the Red-speckled Valentine, very productive, and makes round, straight, tender pods of attractive appearance, both for market and home use. Qt. 50c, peck \$2.50, bu. \$9.50.

WAX-PODDED BUSH OR SNAP BEANS

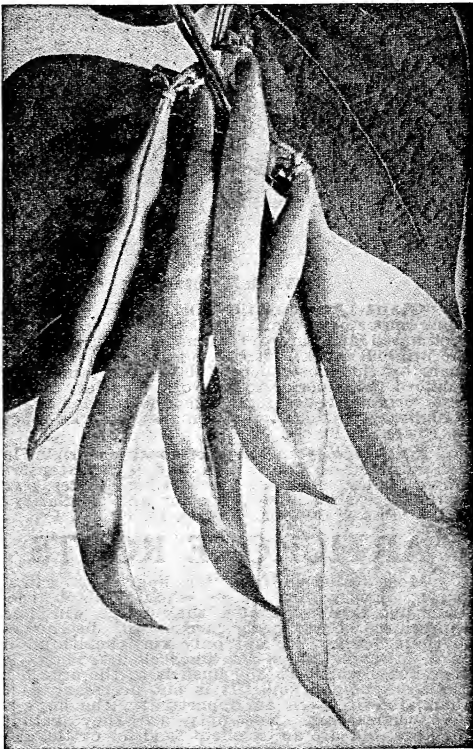
Hodson Wax.—A new and distinct type of wax Bean: strong, healthy growth, and resists rust and blight to a remarkable degree. Remarkably prolific, the plant being loaded with long, straight, handsome pods, resembling the Wardwell's Kidney Wax, but plumper, straighter and longer. The pods are brittle, tender, and of fine texture and splendid flavor. An excellent main-crop sort for shipping and market, as well as for home use. Qt. 60c. Write for price.

Dwarf Black Wax.—A favorite main-crop wax variety. Pods are round, waxy yellow, solid and tender. Desirable for home use on account of its superior tenderness and flavor. Qt. 60c.

Davis White Kidney Wax.—Pods remarkably long, straight and of a handsome waxy white color; enormously productive. Seed white. Qt. 60c. Write for price.

Wardwell's Kidney Wax.—Most popular of all wax varieties in the South for either market or home use. Matures in five to six weeks; a strong, vigorous grower, bearing heavy crops of long, showy pods, tender, and of the finest flavor. In shipping, it stands up well, bringing top prices. Is remarkably free from rust. Crop failure.

Dwarf Golden Wax.—An old, well-known favorite variety for private gardens. Pods long, semi-round, golden yellow and very fleshy, and of the best quality.



Hodson Wax Bean.

GREEN PODDED BEANS

Improved Early Red Valentine.—This is one of the best; earlier than the old Early Red Valentine. The vine is dwarf, the pods are smooth, round, stringless and very thickly set, remaining green and tender a long time after they are fit to pull. Vine very uniform, making little or no top growth, and producing enormously—the great market-garden, green-colored snap Bean.

The quality is remembered long after the price is forgotten.

POLE OR RUNNING BEANS

ALMOST THE ENTIRE YEAR

One quart to 150 hills, 10 to 12 quarts to the acre in drills. Matures for table use from 45 to 85 days from germination.

These are more tender, and require rather more care in culture than the Bush Beans, and should be sown two weeks later. They succeed best in sandy loam, which should be liberally enriched with short manure in the hills, which are formed according to the variety, from 3 to 4 feet apart. From five to six seeds are planted in each hill, about 2 inches deep. As the matured Bean is used mostly, the season is too short for succession crops in the North, though it is advantageous to plant succession crops in the southern states, especially in Florida, where the season of growth is almost the entire year. Rough cedar or similar poles about 7 or 8 feet high should be used for Lima Beans to climb on. They should be set in the ground at least 18 inches, so as to prevent being blown over.

Kentucky Wonder.—The most popular of all Pole Beans, especially in this section. Vines are vigorous in growth, the pods are immense, often attaining a length of 9 to 10 inches, and borne in large clusters. Bright green, very meaty, tender and stringless when young, assuming a saddleback shape with age, being broader in width than depth and becoming somewhat irregular and spongy as the Beans ripen. Very early. Qt. 45c, peck \$2.00, bu. \$7.00.

Southern Prolific. Strictly a Southern Bean. Stands the Southern heat. Continues to bear until frost. Pods 7 inches long and flat; seeds dark yellow. Qt. 35c, peck \$2.00, bu. \$7.50.

Old Homestead.—This we regard as far ahead of any other green-pod Pole Bean; is ten days earlier; enormously productive and entirely stringless. Qt. 45c, peck \$2.00, bu. \$7.00.

Lazy Wife.—So named on account of the large number of pods it affords, making it easy to obtain a supply. One of the best varieties for snaps of the late green-podded Pole Beans. The pods grow in large clusters, are 5 to 7 inches long, broad, thick, fleshy, and entirely stringless. They have a rich, buttery flavor. The dry Beans, which are white, are fine for winter use. Qt. 50c, peck \$2.75, bu. \$10.00.

DWARF OR BUSH LIMA BEANS

Mature earlier than Pole Limas.

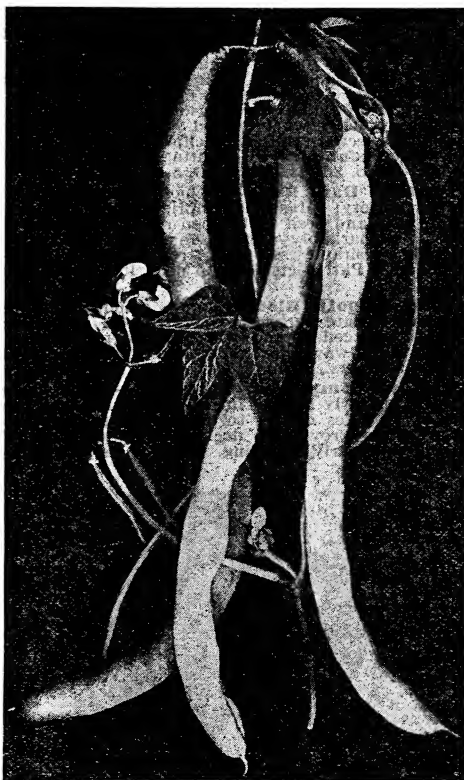
One pint of small-seeded sorts plants from 100 to 125 feet, and is sufficient for an ordinary garden, or one quart of the large-seeded sorts. For succession, make two plantings, four weeks apart. Mature in from 75 to 90 days from planting.

Burpee's Improved Bush Lima.—This is the bush form of the well-known Large Lima, and although not so early as the preceding variety, the large size and excellent flavor of the Beans make it desirable. Qt. 50c, peck \$2.50, bu. \$9.00.

Henderson's Bush Lima.—This variety has enjoyed great popularity. They are two weeks earlier than the Pole Limas, and wonderfully productive, averaging about sixty pods to the bush, bearing three to four small Beans. Of hardy growth, very prolific and continues in bearing till frost. Qt. 45c, peck \$2.00, bu. \$7.00.

Fordhook Bush Lima.—The Beans of this new variety are of the large Lima type, but are thicker and rounder, and of superior flavor. The bush itself is of stiff, erect habit, holding the Beans well off the ground, so that the pods do not become discolored or injured from being beaten to the ground by wind or rain. It is also very prolific and the pods contain from four to five large, fat Beans each, lying closely together. The pods are so closely packed that the Beans are very easily shelled. The green Beans, even when of full size, are tender, juicy and sweet of flavor when cooked. We recommend this new in-

roduction to our customers as a thoroughly distinct and valuable improvement in Bush Limas. Qt. 60c, peck \$3.00, bu. \$10.00.



Kentucky Wonder.

POLE LIMA OR BUTTER BEANS

Large White Lima.—Either green or dry, this is the standard table vegetable, and the best shell Bean known. Give it rich ground and plenty of room. Qt. 50c, peck \$2.00, bu. \$7.00.

Small Lima, or Steva.—Similar in every way to Large Lima, except that it is only half as large, seeds and pods being smaller. Largely grown in the South and immensely popular. Qt. 50c, peck \$2.00, bu. \$7.00.

Our beans are grown for us by the most reliable growers and are true to name, and the quality is, beyond a doubt, the very best to be obtained.

Wouldn't you like to go into your garden every day and gather an armful of blossoms? You can if you will plant our thoroughbred flower seed this spring.

BEETS

Two ounces will sow 50 feet of drill, 6 to 8 pounds one acre. Mature for table use 35 to 60 days from germination.

Culture.—The ground for Beets should be rich and well spaded or plowed. In this latitude Beets are sown in January to May, and from the first of August to December. Some market gardeners sow them every month in the year. Seeds should be soaked twelve hours before planting, as this softens the bur and allows the seed germ to prove itself much quicker. For field culture, sow in drills 2 to 2½ feet apart, and cover about 1 inch. Thin out to 4 inches apart. For a small garden, the drills need not be more than 15 inches apart.

Prices on all kinds of Beets are by mail, postpaid.

Improved Early Blood Turnip.—Dark red, smooth, uniform size and of excellent quality. One of the best for main crop, as it keeps in condition longer than the other kinds. Pkt. 5 cts., oz. 10 cts., ¼ lb. 25 cts., lb. 90 cts., 5 lbs. \$4.50.

Extra-Early Egyptian Blood Turnip.—An old standard sort, both for market gardeners and family use. Produces fine, smooth, deep red roots. About ten days earlier than the Blood Turnip. Pkt. 5 cts., oz. 10 cts. ¼ lb. 30 cts., lb. \$1.00, 5 lbs. \$4.50.

Extra-Early Eclipse.—A most popular market gardener's Beet for the South, as well as a favorite for home gardens. Of remarkably fine form, smooth and free from stringy roots. Small top and a rapid grower. Color a deep blood red, which it retains fully after being cooked. Quality extra fine, sweet and tender. A heavy cropper, and its handsome appearance makes it an easy seller when placed on the market. Our specially selected strain of Eclipse has proved to be most successful for fall planting. Pkt. 5 cts., oz. 10 cts., ¼ lb. 30 cts., lb. \$1.00, 5 lbs. \$4.50.

Martin's Dark Red.—A blood-red, early, turnip-shaped variety. Has small, upright tops; fine round shape; skin and flesh dark blood-red; very tender and sweet. Remarkably uniform in growth, and a particularly desirable sort for truckers and market gardeners. Pkt. 5 cts., oz. 15 cts., lb. \$1.00, 5 lbs. \$4.50.

Long Smooth Blood.—Long, smooth and very dark red; a late variety. Our strain of this variety cannot be excelled, and will produce perfect Beets, which will always be in demand in market. Pkt. 5 cts., oz. 10 cts., ¼ lb. 25 cts., lb. 75 cts.

Crosby's Improved Egyptian.—More largely planted for early market in the South than any other kind. It takes on its turnip shape even in early stages of its growth, a decided advantage both for forcing and early cropping. Pkt. 5 cts., oz. 15 cts., lb. \$1.25.

Lentz Extra Early Beet.—Small top, round dark red, and grows large, but is always sweet and tender; a good winter sort.

Some market gardeners claim this beet can be raised for market in a shorter growing time than any other variety. A great favorite in Florida for shipment to northern markets. **Price: Pkg. 5c, oz. 10c. ¼ lb. 25c, lb. 75c.**

Mangel-Wurzel

Six to eight pounds of seed will sow an acre.

Culture.—The following varieties are extensively grown for feeding stock, and are excellent food to increase the flow of milk. As they grow much larger than the varieties cultivated for table use, they require more room, and should be sown in drills about 2 feet apart. The seeds should be dropped about 2 inches apart in the drills, and when strong enough, thinned out to 12 to 15 inches in the row. The long varieties are best suited to a deep soil, and the globe sorts succeed better than the long sorts on sandy soil. Study your soil before planting.

Prices on all varieties of Mangel-Wurzels as follows: Pkt. 5 cts., oz. 10 cts., lb. 60 cts.

Large Red Globe.—Globe-shaped; red; similar to Yellow Globe and a good sort for stock.

Long Red Mammoth Prize.—The most largely grown of any of the Mangels; roots attain an enormous size, producing 30 to 50 tons per acre; quality superior; the best for deep soil.

Swiss Chard, or Spinach Beet

The stalks when cooked and served like asparagus make a most delicious salad. The leaves should be prepared like spinach, kale or turnip salad. Sown early in the spring it yields salad all summer. Grow a row and you will not be without it hereafter. Pkt., 5 cts., oz. 10 cts., lb. \$1.00.

BRUSSELS SPROUTS

(One ounce will produce about 3,000 plants.)
 Of the cabbage family, producing numerous heads on the stem, of most delicious quality, as well as cabbage-like head at the top. Use and cultivate the same as winter cabbage.

Perfection.—A new and greatly superior variety of American growth which forms heads ready for picking about three weeks earlier than other varieties. It makes stronger plants and more heads. A profitable crop for market gardeners. Pkg. 10 cts., oz. 20 cts., lb. \$1.75.



Extra Early Eclipse Beet.

Broccoli

Requires a longer season than either cabbage or cauliflower to develop.

Culture.—The same cultivation as suggested for cauliflower should be given to Broccoli.

Early White Cape.—The best variety. The heads are white, compact, and hard, and it is a hardy, vigorous, and easily grown sort. Pkt. 10 cts., oz. 30 cts., ¼ lb. \$1, lb. \$3.50, postpaid.

Do not fail to include in your order Martin's Dark Red Beet, an exceptionally fine variety which will most certainly please you.


ALL PRICES ON THIS PAGE ARE BY MAIL, POSTPAID.

CABBAGE

For cutting matures 65 to 120 days, according to variety.

Culture.—Have soil in your bed in the best possible condition. Do not make it too rich or your plants will grow quickly and consequently be weak. Such plants will not stand the shock of transplanting. Soil that has been manured the previous year is to be preferred. Seed should be drilled 6 inches apart, and not too thick; cover lightly and press the soil down firmly around seed. Keep plants watered and free from grass or weeds. Plant during February and March; again in July and August. For spring and summer crop, sow from August 15 to November 1. Six ounces of seed will supply enough plants to set one acre. We advise rows 2½ feet apart with plants 18 inches apart in the row.

All prices are mail postpaid.



All Head Early.

Early Jersey Wakefield.

All-Head Early.—Many of our local gardeners are having great success with this variety. Especially recommended on account of its uniform size and shape and reliability for heading. Makes a deep, flat head, solid and uniform in color, shape and size. In tenderness it is unsurpassed. Can be grown either for summer or winter use. By reason of its compactness it can be planted closer and will yield more heads to the acre than varieties of a more spreading habit. Pkt. 5 cts., oz. 20 cts., 1-4 lb. 65 cts., lb. \$2.25.

Copenhagen Market.—Very fine, nearly as early as Wakefield with large round solid heads. Pkg. 10 cts., oz. 35 cts., lb. \$3.50.

Chinese Cabbage.—This is the kind of Cabbage universally grown in China. It does not head up solid like our Cabbage, but makes a loose roll of leaves, tender and white, but different in taste from our Cabbage. The stems are thick and brittle like celery. It is better to be blanched by tying up the outside leaves around the plant. It is a great curiosity and really a delicious vegetable. Pkt. 5 cts., oz. 20 cts., lb. \$2.50.

Selected Early Jersey Wakefield.—This is a favorite sort with market gardeners and truckers to grow for earliest Cabbage, both for home market and for shipping. Makes compact, solid, blunt-pointed heads; small leaves, permitting close planting. It is very hardy, not only to resist cold, but other unfavorable conditions insuring the greatest likelihood of profitable and satisfactory results. Our stock is grown and selected with the greatest care. Pkt. 5 cts., oz. 20 cts., 1-4 lb. 60 cts., lb. \$2.00.

Early Dwarf Flat Dutch.—This is one of the most reliable Cabbages for early spring planting. The plant is short-stemmed, upright, and, having comparatively few and short leaves the rows can be set close together.

Heads large, solid, crisp and tender. Pkt. 5 cts., oz. 20 cts., lb. \$1.75.

Improved Early Drumhead.—An intermediate kind between the cone-shaped early and late varieties; can be planted closely; takes name from its shape. Pkt. 5 cts., oz. 15 cts., lb. \$1.75.

Succession.—Largely a market gardener's variety in many parts of the South, being used almost exclusively for shipping crops. It is of rather large size, well flattened on top. In maturity, it is almost ten days later than Early Summer and Early Flat Dutch, but is nearly double the size of those varieties. Is firm and solid, a very sure header and stands shipment to the North, arriving in good condition and color. Succession is a good variety and a favorite in many parts of Florida. Pkt. 5 cts., oz. 20 cts., lb. \$2.00.

Red Rock (Henderson's Mammoth).—The largest and surest-heading red Cabbage. Heads as large and solid as Flat Dutch and fine-grained. Pkt. 5 cts., oz. 20 cts., lb. \$2.00.

Florida Header.—One of the finest for second-early or for late sowing. Grows quickly to a large size and heads surely. It is a true, sure, hard header. Pkt. 5 cts., oz. 20 cts., lb. \$2.00.

Premium Late Flat Dutch.—As a variety for winter market, this Cabbage has no superior. The heads are large, round, solid, broad and flat on top, often tinted with reddish brown after being touched by frost. They open white and crisp, are tender and well flavored. It is a fall and winter variety and one of the best keepers. With good cultivation on moist, rich ground, 95 per cent of them will head up. Decidedly one of the best varieties for late cultivation in our state. Pkt. 5 cts., oz. 20 cts., lb. \$2.25.

Henderson's Early Summer.—A favorite round-headed variety. Pkt. 5 cts., oz. 20 cts., lb. \$2.00.

All of our Cabbage seed is high bred and fully tested.

CABBAGE—Continued.

Surehead.—All head and always sure to head. Heads the list for winter use. Pkt. 5 cts., oz. 20 cts., lb. \$2.00.

Charleston Wakefield.—This is a few days later than the Jersey Wakefield, but makes a larger and more solid head. Pkt. 5 cts., oz. 20 cts., lb. \$2.00.

Fine Early Winnigstadt.—One of the best for either early or late use. Pkt. 5 cts., oz. 15 cts., lb. \$1.75.

Large Late Drumhead.—A favorite winter cabbage. Pkt. 5 cts., oz. 20 cts., lb. \$2.00.

American Perfection Drumhead Savoy.—Very tender and far superior in flavor to any other fall and winter Cabbage. Pkt. 5 cts., oz. 20 cts.

CARROTS

Two ounces will sow 100 feet of drill, 3 pounds required for an acre. Matures about 60 days from germination.

Culture.—Carrots require a very finely pulverized soil to grow them to perfection. A good, light, well-enriched sandy loam is the best for this crop. For field culture, sow in drills 3 to 3½ feet apart, so as to cultivate by horse. Market gardeners sow in drills, about 18 inches apart, and cultivate by hand. For early crops, cover ½ inch deep and thin to 6 inches apart in the rows; for late, cover ¾ inch deep and thin to 4 inches.

Prices of all varieties, pkt. 5 cts., oz. 15 cts., lb. \$1.00.

Chantenay Half-Long.—A new stump-rooted French variety, the best of its class. Unexcelled in productiveness and quality. Very uniform in growth. Roots about 5 inches long, large at the top and gradually tapering to the base. Medium early and fine for both market and home gardens.

Danvers Half-Long.—One of the heaviest croppers; roots dark orange-color, 8 to 10 inches in length, thick and ending in a somewhat abrupt point.

Early Scarlet Horn.—One of the most popular of the early varieties. Color a deep orange, of a most delicious flavor and makes a most splendid crop in light shallow soils. A favorite in both market and home garden. Roots 4 to 5 inches long.

Oxheart, or Guerande.—This is deserving of general cultivation. It grows 3 or 4 inches in diameter, is early, nearly oval in shape.

Improved Long Orange.—Especially fine on light soils, making long, smooth, tapering roots of a deep orange-color, and free from side roots; superior in every respect. A fine winter sort for table, market and stock.

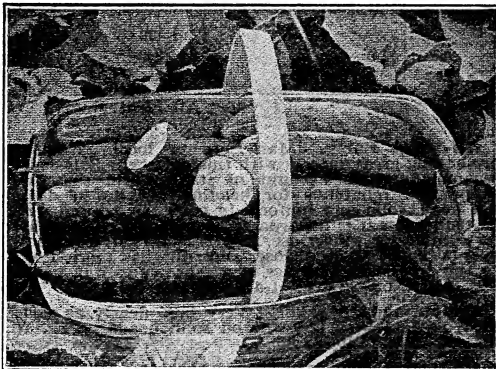
Carrots for Stock

Culture.—Sow 3 pounds to the acre. These roots are often 15 inches in circumference; greatly enjoyed by stock and gives fine color to butter. 500 bushels can be raised on one acre. 1 bushel is equal to 1 bushel of corn in feed value.

Belgian Yellow.—The largest, heaviest cropping and most nutritious yellow variety in cultivation. Easily gathered as the roots grow largely above the ground. Oz. 10 cts., lb. 75 cts.

CUCUMBERS

One ounce of seed will plant 50 hills, 3 pounds to the acre. Matures from 36 to 50 days.



Davis Perfect


Culture.—For early use, plant as soon as the ground is warm in hills 4 to 6 feet apart each way, eight to ten seeds in a hill. Cover 1-2 inch deep. When danger of insects is past, thin out the plants, leaving five or six of the strongest in each hill.

Prices of Cucumber are by mail, postpaid.

Improved Arlington White Spine.—The advantages claimed for this variety are improvement in shape, color, earliness and shipping qualities. Pkt. 5 cts., oz. 10 cts., lb. \$1.00.

Early Fortune.—A favorite with Florida truckers. Good variety for shipping. Pkt. 5 cts., oz. 10 cts., lb. \$1.00.

New Klondike.—Very dark green, 6 to 7 inches long and 2 inches thick; remains crisp a long time. It is a grand market sort. Pkt. 5 cts., oz. 10 cts., lb. \$1.25.



Danvers Half-Long.

Our Seeds make better gardens. All tested for purity and vitality.

CUCUMBERS—Continued.

Improved Long Green.—Grows 10 to 12 inches long, but makes fine pickles when young; the full-sized fruits are best for sweet pickles and slicing. Dark green in color, firm and crisp; quality excellent. A great bearer. Pkt. 5 cts., oz. 10 cts., lb. \$1.00.

Japanese Climbing.—A real climber. The fruit is of extra quality and dark green. Prolific and a desirable table variety. Pkt. 5 cts., oz. 10 cts., lb. \$1.25.

Boston Pickling.—Short, smooth and pointed; bright green; great yielder; one of the best for pickling. Pkt. 5 cts., oz. 10 cts., lb. 75 cts.

West India Gherkin.—The only genuine Gherkin. Small, oval, covered with spines; light green. For pickling exclusively. Pkt. 5 cts., oz. 15 cts., lb. \$1.50.

Davls Perfect.—A grand new variety. Everyone who saw the crop last year says they never saw anything to equal it. Dark, glossy green, slim and symmetrical, with an average length of 10 to 12 in. They hold color till nearly ripe when they turn white without a yellow streak on them. Quality fine, as seeds are very soft when fit for table use. Very tender, brittle and of exceptional flavor. Early as earliest strain of White Spine and outyields all others. Pkt. 5 cts., oz. 10 cts., lb. \$1.00.

Early Cluster.—Fruit small and borne in pairs; light green, a great bearer, Pkt. 5 cts., oz. 10 cts., lb. \$1.00.

White Spine, Henderson's Perfected.—A fine dark green selection of Arlington White Spine. Pkg. 5 cts., oz. 15 cts., lb. \$1.25.

Write for special prices on Cucumber Seed in 5-lb. lots and over. You can make no mistake in planting our Cucumber Seed. "They are superior."

CAULIFLOWER

One-fourth ounce produces about 500 plants; 3 ounces make enough to set out an acre. Matures heads in 90 days from planting.

Culture.—Cauliflower will grow on soil well adapted to cabbage, and the same methods of cultivation will answer. Varying with different climatic conditions. The seed are sown at all seasons. They must be put out just as early as danger of freezing has passed. Rapid cultivation is necessary to bring the plants to head before hot weather. The heads will be improved if the leaves are tied over them when beginning to form.

Henderson's Early Snowball.—This is undoubtedly the finest variety ever introduced; it is the earliest and produces beautiful snow-white heads of the most delicious flavor. The seed we offer is pure and genuine. Pkt. 25 cts., 1-4 oz. 75 cts., oz. \$2.00, 1-4 lb. \$7.00; lb. \$27.00.

Early Favorite.—A new variety and we think the best early, large-growing kind; forms a large head, which is solid, crisp and tender, and will form heads under unfavorable conditions more surely than any other. Pkt. 25 cts., 1-4 oz. 75 cts., oz. \$1.75.

COLLARDS

Culture.—One ounce will produce about 2,000 plants, or 150 feet of row. Sow in spring, or summer, as directed for cabbage, either in beds, to transplant when large enough, or in rows where intended to stand. They are rapid growers.

North Carolina Short-Stem.—A decided improvement, and has proved very popular wherever grown. Has short stem, large, spreading leaves, very hardy, withstanding drought in summer and cold in winter. Its flavor and cooking qualities are the very best. Pkt. 5 cts., oz. 10 cts., lb. 75 cts.

Southern, or Georgia.—This variety is the old-time favorite. Stands all sorts of adverse conditions without injury. Is very hardy. In many places where the soil is too poor to grow cabbage, the Collard grows easily and makes a good substitute for cabbage. Pkt. 5 cts., oz. 10 cts., lb. 75 cts.

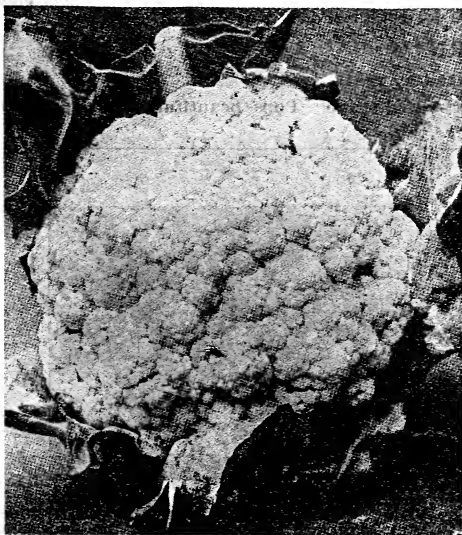
CELERY

One ounce sows about 100 feet and produces about 8,000 good plants; 8 ounces to set one acre. Matures from 120 to 160 days.

Culture.—Celery requires a moist and fertile soil. If your soil is not fertile, you must make it so by heavy applications of well-rotted manure or commercial fertilizer. In Florida, sow seed for general crop from August 15 to November 15. Seed must not be covered more than 1-4 inch and bed must be well shaded. When plants are from 4 to 6 inches high, cut tops off two or three times to make stocky plants. Transplant when 6 inches high into trenches and as the plants grow, keep drawing the earth up around them, to blanch the stalks for market.


Golden Self-blanching.—Of compact growth, with large, solid heart and thick-ribbed stalks, which blanch easily. Crisp and solid, free from stringiness and of most delicious flavor. Both stalks and leaves are of a beautiful golden yellow. Pkt. 10 cts., oz. \$1.25, lb. \$15.00.

Boston Market.—Dwarf branching variety, grown so extensively about Boston. Solid, crisp, and of excellent flavor; its compact, dwarf habit allows closer planting and requires less earthing up than taller sorts. Pkt. 10 cts., oz. 20 cts., lb. \$2.50.



Early Favorite Cauliflower.

Our seeds produce tasty vegetables and charming flowers.



Trucker's Favorite.

CORN, GARDEN

One quart will plant 200 hills, and from 8 to 10 quarts one acre. Matures for table use in from 65 to 80 days.

Culture.—Plant the early Corn in well-manured ground. Sugar Corn should not be planted until the ground gets warm. Cultivate often, and continue to plant at intervals of about two weeks for a succession of roasting ears.

Adams' Early.—The hardiest and earliest variety for table use; can be planted earlier than any other, but is not a Sweet Corn; white, indented grains and short ear. Qt. 35 cts., pk. \$1.00, bu. \$3.50.

Truckers' Favorite.—Never have we introduced a Corn that has given more general satisfaction. For a second-early to follow Early Adams, it is unquestionably one of the best; or for planting late to mature quickly it is equally valuable. It is a white Corn, with very good depth of grain, tender and sweet, and makes a most desirable size for roasting ears. Qt. 35 cts., pk. \$1.00, bu. \$3.50.

Stowell's Evergreen.—If planted at the same time with earlier varieties and at intervals of two weeks, it will keep the table supplied till October. It is hardy and productive, very tender and sugary,

remaining a long time in fresh condition suitable for cooking. Qt. 45 cts., pk. \$1.25, bu. \$4.50.

Country Gentleman.—Late. Very distinct from any other sort; sometimes yields as many as five ears on a stalk; cob very small, with deep kernels of pearly whiteness. This is considered the finest of all Sweet Corn; the quality is delicious and will delight the most fastidious epicure. Qt. 50 cts., pk. \$1.25, bu. \$4.00.

Late Mammoth Sugar.—This is the latest, but largest, of all the Sugar Corns. The ears are immense, and are of fine quality and flavor. Crop failed.

Black Mexican.—One of the sweetest and best varieties; grains black when ripe. Qt. 45 cts. postpaid, pk. \$1.50, bu. \$4.50.

Golden Bantam.—Extremely early yellow variety of delicious flavor. Qt. 50 cts. postpaid, pk. \$1.50, bu. \$5.50.

POP CORN

Add Postage if wanted by mail.

White Rice.—A fine variety, clear white, and very productive. Pops beautifully. Crisp, large and white. Lb. 25 cts. postpaid.

ENDIVE

One ounce will sow 100 feet of row; 3 pounds will plant 1 acre of land in rows 3 feet apart.

Culture.—Seed may be sown any time during the year. When plants are well started, thin out to 10 inches apart in the row, or they may be transplanted to fresh rows. When plants have reached a good size, gather the leaves closely together and tie loosely in an upright bunch. This bleaches the inner leaves in about ten days and adds to the crispness as a salad, as it renders the flavor mild and delicate.

Batavian, or Escarolle.—Forms large heads of broad, thick leaves, which can be blanched for a salad or it will make excellent cooked greens. Pkt. 5 cts., oz. 15 cts., $\frac{1}{4}$ lb. 35 cts., lb. \$1.25.

Green Curled.—One of the hardiest and best for general use. The deep green leaves are beautifully cut and curled, easily blanched and become very crisp and tender and fine-flavored. Pkt. 5 cts., oz. 15 cts., $\frac{1}{4}$ lb. 35 cts., lb. \$1.25.



White Curled.—This beautiful variety does not need blanching to prepare it for use. The midribs being naturally of a pale golden yellow, and the finely curled leaves almost white. Pkt. 5 cts., oz. 15 cts., $\frac{1}{4}$ lb. 40 cts., lb. \$1.50.

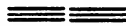
Experienced gardeners and truckers buy our seeds because they are thoroughbred

Seed Marketing Transactions

CHANGE IN PRICES—IMPORTANT

On account of our catalogue going to press before full information on what harvests would be, it is now necessary to change some prices.

A WORD OF EXPLANATION



The crops of both sugar and sweet corn are practically failures and in many instances the growers will hardly get the seed back they planted, so poor has been the yield. The supply is very limited and we consider we are fortunate in being able to offer these varieties to our customers, as we find that some seed houses were very unfortunate and are unable to offer any sugar corn. Although the supply is short, the stock that we have is extra fine quality.

CORN


	Pint	Quart	Peck	Bushel
Truckers' Favorite	\$.20	\$.35	\$1.25	\$4.50
Stowell's Evergreen30	.50	2.00	7.50
Country Gentlemen30	.50	2.00	7.75
Black Mexican30	.50	2.00	7.00
Golden Bantam35	.60	3.00	10.00

BEANS

To correct error in catalogue:

	Pint	Quart	Peck	Bushel
Improved Early Red Valentine.....	\$.30	\$.50	\$2.25	\$8.50
Extra Early Refugee30	.50	2.50	9.50

*E. A. Martin Seed Co
Jacksonville, Fla*



EGGPLANT


One ounce for 1,000 plants, requires about 4 ounces to plant an acre. Matures in about 120 days from sowing.

Culture.—Eggplant seed germinates slowly and should be started in a strong heat. The soil should be one part leaf-mold and one part sandy loam. It is important to secure a rapid and continuous growth. Set 30 inches apart, pinch off the larger leaves when transplanting.

Florida High Bush.—Rich purple; oblong in shape; exceedingly productive; will stand more heat than any other variety. Bushes stand high up, holding the fruit well off the ground, thereby preserving the fruit better than other sorts during rainy weather, also diminishing the number of blighted fruit to a great extent. Pkt. 10 cts., oz. 30 cts., lb. \$3.00.

Black Beauty.—The best of all. Fruits large, handsome shape, and of a rich glossy black. It is as early as any, very productive and thornless. Our stock is true and is as good as can be grown. Pkt. 10 cts., oz. 35 cts., lb. \$3.50.

Improved Large Purple Thornless.—For years this variety has been the standard for southern market gardeners and shippers. Our seed is pure and the plants thornless. In a properly cultivated crop, streaked or off-colored fruit is almost unknown. Plants are large, strong and vigorous, each plant producing from 5 to 8 large fruits of dark, rich purple color. The earliest of all large-fruited varieties and always gives satisfaction with proper cultivation, and the vigor and strength of this variety, makes it less subject to the effect of "blight" and "dieback," which are so disastrous to this crop in so many sections. A trial will make you appreciative of the superiority of this variety over others, for it has many points of excellence not possessed by the varieties of Eggplant commonly grown. Pkt. 10 cts., oz. 35 cts., lb. \$3.75.



Improved Large Purple Thornless Eggplant.

GARLIC SETS

Used for seasoning. Lb. 40c, 3 lbs. \$1.00, postpaid.

Our Roses are the cream of the world's best.

MUSHROOM SPAWN

Culture.—Mushrooms may be grown in cellars, under benches of greenhouses, or in sheds, wherever the temperature of 50 degrees can be kept up through the winter. The beds should be made from November to February, according to the time the Mushrooms are wanted, and it requires about two months for them to begin bearing. Secure fresh horse manure, free from straw and litter, and mix an equal bulk of loam from an old pasture with it. Keep this under cover, taking care to turn it every day to prevent heating, until the pile is large enough to make a bed the required size. Three to 4 feet wide, 8 inches deep and any length desired are the proper proportions for a bed, but these may be varied. Prepare the mixture of loam and manure, making the bed in layers, and pounding down each with the back of the spade. Leave this to heat through for a few days, and as soon as the heat subsides to 90 degrees, make holes in the bed about a foot apart each way, and about one inch deep, into which put pieces of the spawn 2 or 3 inches in diameter; fill up the holes with the compost, and at the expiration of a week or ten days the spawn will have thoroughly diffused itself through the bed. Spread a layer of fresh soil over the heap to the depth of 2 inches and cover with 3 or 4 inches of hay, straw or litter. Examine the bed often to see that it does not get dry. Take special care, however, when water is given, that it be at a temperature of about 100 degrees.

	Per	10	100
		brick	bricks
American pure culture spawn	\$0.20	\$1.80	\$16.00

KOHLRABI

One ounce to 100 yards of row.

A vegetable intermediate between the cabbage and turnip, which combines the flavor of both. It forms a turnip-shaped bulb above the ground, which is prepared for the table like turnips. If used when young and tender, makes a delicate and desirable vegetable. Also known as "Turnip-rooted Cabbage." Sow in rows 18 to 20 inches apart, thinning out to 8 inches.

Early White Vienna.—The best variety. Bulbs about the size of an apple when ready for use. Pale whitish green color. They have a delicate cabbage flavor. Pkt. 5 cts., oz. 20 cts., ¼ lb. 50 cts., lb. \$1.50

WATER CRESS

Culture.—Sow Water Cress in the spring, along the edges of creeks or ponds. The seed can also be sown in seed-bed in a damp location, and the young plants transplanted to the edges of streams or ponds. It not only makes a desirable and attractive plant for creeks or ponds, but purifies the water. It is also developing into quite a profitable industry in some sections, for shipment and sale in our larger markets.

True Water Cress.—Grows along the banks of ponds and streams, and is easily introduced; leaves are quite large and thick; a fine salad, sold in immense quantities in the large markets in spring. Pkt. 5 cts., oz. 40 cts., ¼ lb. \$1.25.

Cress or Pepper Grass.—This is much used with lettuce, to the flavor of which its warm, pungent taste makes a very agreeable addition. The seed should be sown in drills about 16 inches apart, on very rich ground, and the plants well cultivated. Repeated sowing is necessary to secure a succession. Pkt. 5 cts., oz. 10 cts., ¼ lb. 20 cts., lb. 50 cts.

HAD THE BEST OAT CROP IN HIS SECTION.


E. A. Martin Seed Co.,
 Jacksonville, Fla.

Dear Sirs—I want to write you about my oat crop, which is the best in this section, and will say that your seeds have won a great reputation here.

R. H. WOODBURY.

You can't grow the best unless you plant the best. Our seeds cost little or no more than other seeds.

WATERMELONS—Continued.



Ga. Rattlesnake

Kleckley Sweets.—A combination of sweetness, earliness and size. It is an ideal melon for home use and local market, but the rind is so thin and crisp that it will not stand shipping. The melons grow very uniformly, about 20 inches long, with dark green skin, extremely thin rind, bright scarlet meat and solid heart. The flesh is crisp, sugary, and melting to the highest degree, and entirely free from stringiness. For the home garden we cannot recommend it too highly. Pkt. 5 cts., oz. 10 cts., lb. 75 cts.

Kolb Gem.—Originated in Alabama, and more largely grown in the South than any other; as a shipping variety has no superior; dark green, mottled; nearly round; superb. Pkt. 5 cts., oz. 10 cts., lb. 65 cts.

Seminole.—This melon has the peculiar distinction of being of two distinct colors—gray and light green; melons of both colors are exactly alike in shape, size, color of seed and all other points except color of skin; oblong, large, productive and of superior quality. Pkt. 5 cts., oz. 10 cts., lb. 75 cts.

Sweet Heart.—Globular in shape; skin very bright, mottled green; flesh bright red, firm and heavy, but exceedingly sweet. Pkt. 5 cts., oz. 10 cts., lb. 75 cts.

Mountain Sweet.—An old variety but still the standard of excellence for quality; fruit long and very dark green. Pkt. 5 cts., oz. 10 cts., lb. 65 cts.

Alabama Sweet.—Skin dark green; flesh tender and sweet. Fine for shipping. Pkt. 5 cts., oz. 10 cts., lb. 65 cts.

Ice Cream.—(White-seeded.) One of the earliest varieties and one of the best for the North; shape nearly round; light green and slightly mottled; fine flavor. Pkt. 5 cts., oz. 10 cts., lb. 75 cts.

Eden.—Very popular. It is a successful cross of the Kolb Gem and Rattlesnake, combining the good shipping qualities of the Kolb Gem

with the splendid table qualities of the Rattlesnake. It is similar in shape and appearance to the Kolb Gem, except that it has a brighter stripe and is more attractive in appearance. Pkt. 5 cts., oz. 10 cts., lb. 50 cts.

Triumph.—A cross between the Duke Jones and Kolb Gem, having the handsome dark green color of the former and the fine shipping qualities of the latter, but infinitely superior in flavor and grows much larger than either, having been known to attain a weight of over 100 lbs. Pkt. 5 cts., oz. 10 cts., lb. 50 cts.

Duke Jones.—Similar to the old Jones, but stands shipment better and is of first-class quality and of the finest flavor. An excellent melon for home use, but especially for shipping, its large size, attractive color and appearance always demanding uniformly good prices. Pkt. 5 cts., oz. 10 cts., lb. 50 cts.

Pearson.—This is a new melon and is quite a favorite one in the South. It is exceedingly productive, and is a strong, vigorous grower. The color of this melon is a dark green, with a stripe which is still darker; it is long and quite large in size, sometimes 80 pounds. Thin rind though tough. The flesh is tender and is quite red. Pkt. 5 cts., oz. 10 cts., lb. 85 cts.

Gray National.—One of the best melons, either for market or home use. Frequently weighs 50 pounds. Will stand shipping fairly well, is of extra fine appearance and unsurpassed quality. Flesh tender, firm and very sweet and luscious. White seeds, tipped with black. Pkt. 5 cts., oz. 10 cts., lb. 75 cts.

Tom Watson.—We think that this melon has every quality that goes to make up a very desirable variety. The shape is ideal, rind dark, thin and very tough, making a good shipper. Medium early, very vigorous vine and very prolific. Pkt. 5 cts., oz. 10 cts., lb. 75 cts.


Our Watermelon seed are absolutely the highest quality that can be obtained—we sell a great quantity each season.

ALL THE PRICES ON THIS PAGE ARE BY MAIL, POSTPAID.

ONION SEEDS

**One ounce will plant 100 feet of drill, 5 or 6 pounds in drills for an acre. For sets from 50 to 60 pounds should be sown to the acre, according to the richness of the soil.
Matures about 180 days from sowing.**

Culture.—The Onion, unlike most vegetables, succeeds well when cultivated on the same ground for successive years. Sow thinly in drills about $\frac{1}{4}$ inch deep and 1 foot apart; cover with fine soil and press down with the back of a spade or a light roller. When the young plants are strong enough, thin gradually so that they stand 3 or 4 inches apart. Keep the surface of the ground open and free from weeds by frequent hoeing, taking care not to stir the soil too deeply, or to collect it about the growing bulbs.



White Bermuda Onions.

Probably the most popular Onion for Florida is the White Bermuda. The Red Bermuda is also grown to considerable extent. Creole is also planted to some extent; this is sometimes spoken of as the Spanish Onion, at other times the Bermuda Onion is spoken of as the Spanish Onion.

Onions are what may be called a long season crop. Seed should be sown from late September to the middle of November, preferably during October. Onion sets may be planted as late as the 1st of February and still be expected to produce a fair crop of bulbs.

Onion growing is really a business for the specialist, and those who have not had experience should begin with a fraction of an acre and get the experience in that way.

The land should be thoroughly prepared and carefully worked over. It requires more care and attention in preparation than any other crop we have. The old maxim "prepare the soil twice as good as you think is necessary and then you will have it about half done" holds good for Onions.

A drill should be used for sowing the seed. Make the rows from 10 to 18 inches, according to the condition of the soil and the desires of the grower. The cultivation is done mainly by hand. Horse cultivation has frequently been attempted but usually proves unsatisfactory.

Only such lands should be used as can be thoroughly ditched and drained to protect it against rainy weather. On the other hand, it should be low and flat enough not to become dry, or if there is danger of it drying out some form of irrigation should be employed. Onion roots do not penetrate deeply, but are what is known as shallow feeders, and if the soil dries to a depth of 6 inches it is likely to cause the crop to mature at that time regardless of the stage of development of the bulb.

For Onions a special fertilizer should be used; this can be obtained already mixed, and anywhere from 1,000 to 3,000 pounds per acre should be used. A considerable amount of nitrate of soda should be kept in reserve for reinforcing the crop at any time that it needs more ammonia. This will be shown by a yellowing of the leaves. Such a condition might follow a rainy spell or might be due to a dry condition of the soil; in either case an application at the rate of 100 to 150 pounds per acre will be found profitable. This may be applied by sowing it broadcast over the field when the tops are dry.

During April and May the bulbs may be expected to mature. At this time the tops will ripen and fall over. If repeated rains occur at this time it may be necessary to knock the tops over to cause them to ripen. Care must be taken to protect the bulb from showers after they are pulled, otherwise a certain amount of discoloration will take place and the prime price cannot be obtained.

Buy Tested Seeds For Larger Profits

Every seed buyer should know the superiority of tested seeds as bumper crop producers, yet some continue to buy cheap seeds simply because the cost of the seed is less, but figure it out—it only costs a few cents more an acre to get MARTIN'S TESTED seed and they bring you more dollars per acre.

Bermuda Onions

(GENUINE TENERIFFE-GROWN)

These are the Onions which southern growers are shipping every spring in enormous quantities to northern markets. They are tender and of the finest Onion flavor. Our genuine Teneriffe-grown seeds are grown especially for us and imported direct and we know there is no better stock to be had. May be sown either in the fall or early spring. Both White and Red varieties.

White Bermuda.—This is the standard variety for market crops for shipping. While it is known as "White Bermuda," it is really a light straw-color or pale yellow. We make this explanation as many who grow it for the first time expect to find a pure white Onion. Less than six months required from the time of sowing the seed to the full maturity and shipment of the crop. Pkt. 10 cts., oz. 25 cts., lb. \$2.50.

Red Bermuda.—Identical with White Bermuda, except that it is a pale red, and is the right variety where a red Onion is preferred. Pkt. 10 cts., oz. 25 cts., lb. \$2.00.

Crystal Wax.—This is the Onion that is so highly prized because of its earliness. Our seed is genuine, imported from Teneriffe. There is none better in the world. Pkt. 10 cts., oz. 35 cts., lb. \$3.00.

Prizetaker.—Large, and of particularly fine flavor, like nearly all Spanish Onions. Straw-color; the flesh pure white, sweet, mild and tender. Ripens up fine and hard, and makes a very attractive Onion. Pkt. 5 cts., oz. 15 cts., lb. \$2.00.

Onion Sets (Measured Bu.)

Ten to 12 bushels to the acre, according to size.
 Prices subject to market change.

Add 10 cts. per quart if wanted by mail.


Culture.—Plant the sets 4 inches apart in rows about 1-2 inch deep and 1 foot between the rows, but do not cover the sets entirely. Fall planting of Onions is succeeding very well in the South, and should be more generally practiced.

White Silverskin.—Plant from August to and through March. This is a uniformly early, round, tender and very handsome variety, with an opaque, white skin. Qt. 25 cts., pk. \$1.25., bu. \$4.00.

Yellow Danvers.—The hardiest of all the ordinary varieties of Onion Sets. While not the earliest, they are a good, all-round, very productive variety. Write for closest market prices on larger quantities. Pt. 15 cts., qt. 25 cts., pk. \$1.25., bu. \$4.00.

White Multiplier.—This differs from the Yellow Potato Onion in color, being pure white, and does not make so large Onions, but is a better keeper than the yellow. Qt. 15 cts., pk. \$1.00.

White Bermuda Onion Sets, sold out.



Prizetaker Onion.

NOTE—We ship Onion Sets, measured bushel, while most seed houses ship and quote 32 pounds for a bushel. 32 pounds will not measure a bushel and is only about three pecks. These facts should be thought of when ordering.

ALL THE PRICES ON THIS PAGE, EXCEPT FOR ONION SETS, ARE BY MAIL, POSTPAID.

OKRA

One ounce will plant 100 hills. 20 pounds to plant an acre. About 60 days from planting to maturity.

Cultivated for its green seed-pods, which are used in soups or stewed and served like asparagus. Highly esteemed in the South for making gumbo soup. Can be cured like dried apples and then used for soup at any time.

Culture.—Sow seed thinly in dry, warm soil, in shallow drills, 2 feet apart. After plants are up, thin to 9 inches apart; hoe frequently, and draw a little earth to the stems as they grow. Gather when quite green and about 1-2 inches long.

White Velvet.—Bears round, white, smooth pods, of extra large size, in great abundance. Pkt. 5 cts., oz. 10 cts., lb. 60 cts.

Perkins Mammoth Podd.—Wonderfully productive. Intense green pods, 8 or 9 inches long; do not get hard. Very superior for canning. Pkt. 5 cts., oz. 10 cts., lb. 60 cts.

Early Dwarf White.—White pods. Pods extra long, measuring a foot in length; thick and fleshy; early and prolific. Pkt. 5 cts., oz. 10 cts., lb. 60 cts.

Long Green.—Pods long, green, ribbed; heavy bearer. Pkt. 5 cts., oz. 10 cts., lb. 60 cts.

MARTIN'S FAVORITE OKRA

Sold out on Martin's Favorite Okra last season, long before the demand was supplied. It has given excellent results—far beyond our expectations—we have received numbers of testimonials. All the truckers and home gardeners also who have tried this variety are well pleased.

This is a new and distinct Dwarf Green Variety, unknown to catalogues and just offered to our trade in 1914. This combines the good points of all the Green varieties, and grown for the home, table or market is superior to any other. The originator predicts that this will, within a few years, supersede all other Green Okra, just as the White Velvet eliminated the old-

Experienced gardeners and truckers BUY OUR SEEDS because they are thoroughbred.

MARTIN'S FAVORITE OKRA—Continued.

time Dwarf and Tall White. This variety attains a height of three to three and a half feet, produces long slender green pods (10 to 12 inches), comparatively free from ridges, and the most prolific the originator has ever seen, easily produces 20 per cent more baskets of uniform size pods than any other.

We assure you that you will make no mistake in planting Martin's Favorite Okra, either for home or market.

We anticipate a big demand for this variety and the supply is limited, and our supply may be exhausted before all of our customers' orders are filled. However, we trust that every grower will be able to try the new variety. **Price per lb. 90 cts., price per oz. 15 cts. In 5-lb. lots, 85cts. lb.; in 10-lb. lots, 75cts. per lb.**

Sold out on this variety past spring before all orders were filled. Will endeavor to have sufficient quantity to fill orders this spring and for next fall planting.

a beautiful scarlet red. It is very productive, yielding heavy crops until cut off by frosts. In consequence of the many superior and valuable qualities of this pepper it is much sought and grown by canners for pimentos, pickles and pulp. **Pkg. 10c, 1/2 oz. 20c, oz. 35c, 1 lb. \$1.00, lb. \$3.50.**

PARSLEY

One ounce for 150 feet of drill. 7 pounds to plant an acre. About 65 days from sowing to cutting.

Culture.—Sow thickly in rows a foot apart and half an inch deep. For winter use, protect in a frame or light cellar, or in pots or boxes in the house.

Fine Double Curled.—A standard variety; plants bear an abundance of finely curled leaves. Pkt. 5 cts., oz. 15 cts., 1 lb. 85 cts.

PARSNIPS

About 8 pounds to plant an acre.

The value of Parsnips is not well enough known in the South. They are not only very valuable as culinary vegetables, but they make the very best cattle feed, exceeding even the carrot in value for this purpose. They require a deeply prepared loam for their fullest development. The seed is very slow to germinate, and should be sown early in the spring in rows 18 inches apart for hand cultivation, or 30 inches apart for horse cultivation. Thin out to 6 inches in the row. Cultivate often.

Sugar, or Hollow Crown.—The very best sort in existence. A large yielder of the finest quality. Pkt. 5 cts., oz. 10 cts., lb. 50 cts.

PEPPERS

One ounce to plant 100 yards of row. Is edible in 90 to 120 days.

Peppers are very popular in all sections of the South. They are largely used in salads, etc. The thick-fleshed sorts are very fine sliced. Peppers should be sown early in boxes or hotbeds and transplanted into a loamy well-fertilized situation in rows about 2 feet apart, and 18 inches to 2 feet in the row. Cultivate often and thoroughly, continuing until frost, and you will be rewarded with a continuous crop as long as cultivation is kept up. The seed we offer is of the very best strains, carefully tested.


Ruby King.—An enormous variety, growing from 4 1-2 to 6 inches long and about 3 inches thick. The flesh is very thick, tender, mild and pleasant to the taste. It is a fine sort for stuffing or for pepper-hash, and also makes an excellent dish of salad. The growth of its foliage is very distinct, being large-leaved and vigorous. Pkt. 10 cts., oz. 30 cts., 1-4 lb., 90 cts., lb. \$3.50.

Mammoth Bell, or Bull Nose.—This is the most popular of all sweet varieties; is very mild in flavor and flesh very thick. It is a very fine variety for pickling. Pkt. 10 cts., oz. 25 cts., 1-4 lb., 90 cts., lb. \$3.00.

Sweet Spanish Monstrous.—Largest of all sweet Peppers. Plants are of extra strong, vigorous growth, branching freely and very prolific. Fruits much larger than Ruby King and Large Bell, almost square in shape. Flesh very thick. Its flavor is very mild and free from fiery taste. Pkt. 10 cts., oz. 25 cts., 1-4 lb. 90 cts., lb. \$3.25.

Ruby Giant.—(New)—Largest of all. Red. Pkt. 10 cts., oz. 30 cts., 1-4 lb. \$1.00, lb. \$3.50.

Chinese Giant.—An enormous sort, sometimes measuring six inches in diameter. Very handsome, mild and superior quality for stuffing. Plants are vigorous and very prolific, and peppers are late maturing. We strongly recommend this, either for home use or market. Pkt. 10 cts., oz. 35 cts., lb. \$4.00.



PIMENTO PEPPER

This pepper is of the "Pimento" type and has been brought up to a degree of perfection which we have not found in any other strain or variety that we have ever seen or grown. It is also fine for the home garden, both green and ripe. It is so smooth and uniform in shape that the skins can be easily slipped off after burning over a hot fire a few seconds or by boiling a few minutes in hot water. It can also be pared like an apple by using a sharp knife. The green peppers can be pared best in this way. The hull or meat is from two to three times as thick as that of the old "Bell" types, and yields about a half more edible product to the same measurement.

In quality it is very sweet and delicious and entirely free from pungency. In color when ripe it is

PEPPERS—Continued.

Cayenne.—A long, slim pod, rather pointed, and when ripe, a bright red color. Extremely strong and pungent. Pkt. 5 cts., oz. 25 cts., 1-4 lb. 75 cts., lb. \$2.75.

Red Cherry.—Fruit small and cherry-shaped; largely used for pickles, as they are very hot. Pkt. 5 cts., oz. 25 cts., 1-4 lb. 75 cts., lb. \$3.00.

Neapolitan.—Particularly valuable for our southern shippers and market gardeners from the fact that it is ten days to two weeks earlier than any other large mild red pepper. The plants are very strong, very stocky, and the peppers are borne erect, the plants completely laden with large, handsome fruits, bearing continuously until frost. The skin and flesh are bright red, thick meat, sweet and mild as an apple. Carries well and keeps in prime condition a long time. Pkt. 10 cts., oz. 35 cts., 1-4 lb. \$1.00, lb. \$3.50.

ENGLISH OR GARDEN PEAS

Culture.—Two or three bushels are required to the acre. The smooth varieties are the hardiest and should be planted first. The seed is usually sown thickly in double rows, and these double rows, constituting one row, should be about 3½ to 4 feet apart. Cover seed 2 or 3 inches, and, if too thick, thin to about 1½ to 2 inches. Cultivate often, especially in dry weather. A thick stand is desirable. It is not necessary to provide supports for the dwarf sorts. Peas grow fairly well on poor soils, but a little fertilizer will greatly increase the yield. Well-rotted stable manure in the drill is splendid, but fresh manure should be avoided unless it is broadcasted.

First and Best.—A splendid strain of first-early Peas. While it may not be, in certain respects, the equal of some of the newer specialties, yet, for general purpose planting, where a tested variety is wanted, this is one that will give full satisfaction. Pint 20c., Qt. 35 cts., pk. \$1.25, bu. \$4.50.

Bliss' American Wonder.—The first variety of dwarf, compact growth and early maturity having a wrinkled seed and rich, sweet flavor. While a number of improved varieties have been introduced since, this still remains a leading favorite for home and market. The vines grow only 8 to 10 inches high, and pods mature in quick succession to the Extra-Early. Pint, 25 cts., Qt. 40 cts., pk. \$1.75, bu. \$6.50.

Bliss' Everbearing.—This is a new second-early variety, about ten days later than the American Wonder, bearing large, well-filled pods, containing about seven or eight Peas each. The vine is of dwarf habit, growing from 15 to 20 inches in height. Pint, 25 cts., qt. 40 cts., pk. \$1.25, bu. \$5.00.

Claudit.—Resembles the Alaska, except that the pod is broader and a trifle longer. Pint 25 cts., qt. 40 cts., pk. \$1.75, bu. \$6.50.

Alderman.—This is a very large-podded Pea, very robust and vigorous, producing pods of the largest size. The pods are even larger and longer than the average large-podded sorts, and are well filled with large Peas of most excellent flavor. In habit, the vines are strong and branching, bearing rich, deep green, straight, handsome pods, pointed at the end. This variety belongs to the tall-growing main-crop class of Peas. The vines are from 3½ to 4 feet in height. A point of superiority which must not be overlooked is the unusual flavor and quality of the Peas. As is true of most wrinkled varieties they are delicious, but the Alderman is of a quality surpassing many of the others. Be sure to include Alderman Peas in your order. Pint 30 cts., qt. 50 cts., pk. \$2.00, bu. \$7.00.

Tall Telephone.—Pods are very large, filled with immense Peas of first-class quality; one of the finest yet introduced. Height, 4 1-2 feet. Pint, 30 cts., qt. 50 cts., pk. \$1.75, bu. \$6.50.

Dwarf Telephone (Carter's Daisy).—Excellent new variety; large, well-filled pods; Peas of fine flavor. Height, 1 1-2 feet. Pint, 30 cts., qt. 50 cts., pk. \$2.00, bu. \$7.00.


Premium Gem.—Hardy, prolific, uniform in habit of growth; pods medium size and well filled; medium early. Height, 1 1-2 feet. Qt. 30 cts., pk. \$1.50, bu. \$6.00.



Alderman Peas.

MARKET GARDENERS WILL DO WELL TO WRITE US FOR SPECIAL PRICES ON LARGE QUANTITIES OF VEGETABLE SEEDS.

ENGLISH OR GARDEN PEAS—Continued.



Gradus Peas.

Champion of England.—Universally admitted to be one of the best late Peas grown. Of delicious flavor, and a very profuse bearer. Desirable for home use, and especially recommended for market gardeners, and for extensive planting for the home market. Height, 5 feet. Pint 25 cts., qt. 40 cts., pk. \$1.50, bu. \$5.00.

Sutton's Excelsior.—Pods 3 inches long, broad, straight, well filled to the point. Quite prolific, medium early. Height, 15 inches. Pint 25 cts., qt. 40 cts., pk. \$1.75, bu. \$6.50.

Laxtonian.—A large-podded Dwarf variety; pods similar to Gradus, nearly as large and a little earlier. Height 1 1-2 ft. Qt. — cts., pk. \$—, bu. \$— Sold out.

Gradus, or Prosperity.—The most popular, large-podded, wrinkled sort. It matures just after the extra-early varieties, and produces a good crop of pods 4 inches long, providing it is planted on light, warm, rich soil, but very disappointing under adverse conditions. The quality is excellent. Height 3 feet. Pint 25 cts., qt. 40 cts., pk. \$1.75, bu. \$6.75.

Dwarf Champion, Rice's Improved.—Very productive; peas large; fine flavor. Height 2 feet. Pint 25 cts., qt. 40 cts., pk. \$1.75, bu. \$6.25.

Philadelphia Extra-Early.—This is one of the best first-early sorts. Very productive, and free from runners. It grows from 2 to 3 feet high, and will mature for table about forty-five days from germination, frequently in less time. A good Pea for market gardeners. Pint 20 cts., qt. 45 cts., pk. \$1.75, bu. \$5.50.

Thomas Laxton.—A heavy cropper, bearing uniform, long, straight, square-ended, dark green pods, containing seven to eight large, rich-flavored Peas; a deep green color adding to their attractiveness when served. Almost as early as the extra-early smooth Peas; 3 feet high. Pint, — cts., qt. — cts., pk. \$— bu. \$6.75. Sold out.

Alaska.—Our strain of this variety is the very best. This Pea is increasing in popularity every year. It is especially valuable, both on account of its earliness and productiveness and the beautiful green of its pods and Peas, which it retains longer than any other varieties, making it particularly valuable for shipping purposes. It is also specially desirable for canners. Qt. 40 cts., pk. \$1.50, bu. \$5.00.

FERTILIZERS

Our "Special" brand of vegetable and truckers' fertilizer will furnish you with the best combination of plant-food for the various crops for which we recommend them. Write us stating what your crop is and we will quote prices.

SWEET POTATO PLANTS AND VINES


We will have the following varieties in season and would suggest entering your order in advance, as we fill orders according to date received and we can't promise immediate shipment on plants as we do on seeds, etc. Prices on varieties mentioned, \$1.75 per 1000 not postpaid, 60 cts. per 100 by mail.

VARIETIES.

Porto Rican Potatoes.—Purple skin, dark yellow meat; very productive on reasonably good ground; an early producer and well adapted to truck farmers and all persons wanting a good all-round potato.

No Name Potato.—A yellow-meat yam, with white skin; an extra early and heavy producer under all conditions of fertility. Does not crack as bad as other potatoes, and will come as near growing 400 bushels to the acre as any known potato.

Forked Leaf Yam or Sugar Yam.—Skin and flesh deep yellow. This potato is the finest quality table potato that we have. It resembles the Norton Yam but is even more sugary. A fine cropper and keeper and the best of any for home use. Sometimes called the Red Yam. The seed from which these potato plants are grown has been carefully selected and is pure.



Forked Leaf Yam or Sugar Yam

Plant flowers to beautify your yards and increase the value of your property.

POTATOES (For Seed)

In drills 3 feet apart, 12 to 14 bushels to the acre; one peck will plant about 125 hills.

IRISH POTATO GROWING IN FLORIDA

Of all the crops of the truck farmer, the potato is the one which is always salable at more or less remunerative prices, its general use among all classes and natiivities of population makes it perhaps the most universally planted vegetable known.

In cutting potatoes to single eyes, the cutter should commence at the stem end, where the eyes are fewer in number, and slice the pieces to single eyes each, in such a way as to distribute the greatest amount of the tuber substance with possible with each piece. A good rule is, cut all medium to large potatoes to single eyes whether sprouted or not. Small potatoes may not all mature enough to grow strong sprouts, but if a small potato is matured enough to put forth strong sprouts, cut it also to single eyes for very little substance will supply their support, but if the potato has not sprouted it may be planted whole without much danger of its putting forth more than one stalk.

A potato delights in a comparatively cool atmosphere and moist soil and therefore thrives best in cool months of the early spring and fall. Mulching with leaves to retain moisture often produces a good crop even if the season is very dry, as the vegetable matter serves to conserve the moisture in the soil. The soil best adapted to this crop is a rich sandy loam or a moderately light clay loam underlaid by a sub-soil of a character to retain moisture. It should be plowed deeply and thoroughly pulverized. Plow and harrow until it is put in a thoroughly good condition, and well rotted stable manure may be applied broad-cast should there be a lack of humus in the soil, but in the event the stable manure is applied, it should be done for spring crops early in the season or very late in the fall months. If too much green manure is applied it is apt to produce scab. The land should be broken a month or six weeks before time for planting. It should be broken with a two-horse turn plow and sub-soiled if possible. Into these furrows put a complete commercial fertilizer at the rate of \$00 to 2,000 pounds per acre, depending on the character of the soil. Mix this with the soil and sub-soil by running two furrows with a long narrow bull tongue plow so as to thoroughly mix the fertilizer with the soil, then let stand for ten to twelve days before planting. Cut the tubers as previously stated and plant when ready, covering about four inches deep.

Varieties.

The best varieties for planting in the South, and especially in Florida, are the early and extra-early varieties, such as the Bliss' Red Triumph, Irish Cobbler, Improved Rose Number 4. These are the extra-early and the best for growing in Florida for the first crop. Second earliest can in some sections be grown with profit, but not generally throughout the state for commercial purposes.

The time of planting potatoes in Florida depends upon the section of the state. In the far southern portions they can be planted as early as December, growing later up to March as we go farther north, indicating the change necessary to conform to the seasons and location, the difference being about ten to twelve days for each 100 miles.

The cultivation of potatoes is very similar to that of corn. Plow deep at first and shallower with each working until ready to lay by. In this way the roots that feed the plants will not be troubled and the process of making the tuber will not be interfered with. When the vines turn yellow the tubers are ready to dig, which can best be done with an ordinary pronged potato hoe and the man. In some of the light sandy soils potato diggers are successfully used and can be successfully used in most Florida soils. The digger should not be permitted to pile them roughly into piles or throw them roughly into the baskets. The more carefully a vegetable is handled the better it will strike

the public eye and consequently the more money it will bring the grower. Whatever may be its size, no cut or bruised potatoes should be put in the first quality, but may be in the culls. The barrels or baskets should be well shaken down and so full that the heads have to be pressed down. It is better that they should be double-headed and well coopered. The potatoes should be classed as first and second quality; and the culls, the small tubers, should be kept for feed purposes or seed, as suggested elsewhere. Cloudy weather is best for digging the crop, as potatoes should not be exposed to the hot sun, and if picked while warmed by the sun, they are apt to rot before reaching the market. If dug during the sunshine, they should be gathered as they are dug and carefully emptied into baskets or barrels and promptly hauled from the field or shaded from the rays of the sun. The potato is subject to various insects and diseases, but in this country a Florida potato grower has a great deal less to combat in this respect than those further north and west.

Culture.—The Potato like all robust-growing vegetables, can be grown with varying success on soils of all kinds and in all conditions of fertility, but the soil best suited to it is a sandy loam. In all heavy soils it is more subject to disease, and the flavor also is much inferior. Manure is applied either in rows or hills, or broadcast over the ground and plowed in—the latter, in most cases, being preferable. If the soil is good, but little manure is required. In highly enriched soil the plants are more liable to disease than when grown in soil that is naturally good. The best fertilizers are those of a dry or absorbent nature, as plaster, lime, superphosphate of lime and bone dust. For wet soils, these are particularly beneficial, as they not only promote growth, but prevent disease. We have our seed stock grown especially for us. There is no better seed to be obtained. You will find listed below the varieties we carry in stock. Prices will be quoted on application.

Irish Cobbler.—A new variety which becomes popular wherever tried on account of its earliness, handsome appearance and excellent quality. Tubers are round and smooth skin, creamy white and often netted; flesh white. We do not hesitate to recommend this variety.

Rose No. 4.—A favorite with Florida truckers; has given universal satisfaction for several seasons.

Early Rose.—One of the older varieties, and still largely planted, many growers claiming that it has never been superseded in quality and productiveness. Potatoes are oblong, light pink color at the bud ends, cook mealy and are of the finest flavor.

Bliss' Triumph.—One of the earliest and largely planted by truckers and gardeners for early crop, being mostly shipped to northern markets. Vines are of medium growth; yields very well. Potatoes round, with deeply indented eyes and skin of a pinkish color.

PRICES ON POTATOES.

	Peck	Bu.	Bag
Rose No. 4.	\$0.75	\$2.75	Price on application
Early Rose.75	2.75	Price on application
Bliss.75	2.75	Price on application

We sell a great quantity of seed potatoes each season and our seed are noted for the high quality and being the best selected stock. If wanted in quantities of 5 bags or more it will pay you to write us for special prices.

Potatoes weigh 60 lbs. per bushel. Add postage if small quantity wanted by mail.

The best is always cheapest. Reliable seeds cannot be offered at half price.

PUMPKINS

One pound will plant from 200 to 300 hills.

Culture.—The common practice is to drop two or three seeds in every third or fourth hill in the cornfield, but, if cultivated on a large scale, the seed may be sown in hills 8 feet apart each way, four plants to each hill, and otherwise treated in the same manner as recommended for melons or cucumbers.


Connecticut Field.—This variety is most extensively used throughout New England and New York for field culture; is generally planted with corn. Pkt. 5 cts., oz. 10 cts., lb. 50 cts.

Kentucky Field or Large Cheese.—This is locally called Sweet Pumpkin, and is grown more than any other of its kind for stock, because it is a good keeper, notwithstanding it has a soft shell. It is fleshy and very sweet; also very good for pie, and is largely used for canning. Pkt. 5 cts., oz. 10 cts., lb. 50 cts.

Cushaw, or Crookneck.—Grows to a very large size, sometimes attaining a weight of 70 pounds and resembles in shape the Winter Crookneck squash; of light cream-color, sometimes slightly striped with green. Pkt. 5 cts., oz. 10 cts., lb. 75 cts.

King of the Mammoths.—This is truly a giant among pumpkins; specimens have been grown to weigh 250 lbs. It is round, flat and slightly ribbed; skin and flesh golden yellow, of good quality for pies, but grown principally for stock; keeps well. Pkt. 10 cts., oz. 20 cts., lb. \$1.50.

"Pumpkins will pay"—should be planted by every farmer.



Sweet or Sugar Pumpkin.

Sweet or Sugar.—A small, round and very prolific variety, skin and flesh deep orange yellow; very fine grained. The pie pumpkin of New England. Pkt. 5 cts., oz. 10 cts., lb. 75 cts.


Prices are by mail, postpaid.

RADISHES

Two ounces will sow 100 feet of drill; 8 to 10 pounds to plant an acre. Matures for table in 20 to 30 days.

Culture.—Sow in the spring as soon as the ground can be worked. Radishes require rich, mellow soil. The early, small varieties can be sown broadcast among other crops, such as beets, peas, etc. Sow every ten days for a succession. In Florida along the Gulf Coast, they can be sown all through the winter.

Prices are by mail postpaid.



Early Scarlet Turnip—White Tipped Radish.

Early Long Scarlet Short-Top.—One of the best Radishes on the list; very early, attaining a large size; of very best flavor, and will remain in eating condition longer without getting pithy than any other sort. Our strain of this sort is very fine. Pkt. 5 cts., oz. 10 cts., lb. 60 cts.

Early Scarlet Turnip, White-Tipped.—One of the handsomest turnip sorts on the market. An early planting sort; very hardy; quick growing. The radish is turnip-shaped, bright scarlet, with white tip; one of the most salable sorts. Flesh firm and crisp; small tops. Pkt. 5 cts., oz. 10 cts., lb. 60 cts.

French Breakfast.—A fine forcing Radish, maturing in twenty days from germination; makes very little top, and may be cultivated close together. It is oval-shaped, skin bright scarlet, but tipped at the end with pure white. Pkt. 5 cts., oz. 10 cts., 1-4 lb. 20 cts., lb. 60 cts.

White Icicle.—Produces beautiful, long, white roots, extremely early, hence decidedly popular for forcing and a splendid sort for light, deep soil for out-of-doors. In twenty-five days after sowing this radish is ready for pulling. Pkt. 5 cts., oz. 10 cts., lb. 75 cts.

Long Black Spanish.—One of the largest, latest, as well as the hardest of Radishes. Roots of medium size, oblong, black, and flesh is of firm texture. Pkt. 5 cts., oz. 10 cts., lb. 75 cts.

Rose, China Winter.—Bright rose-colored skin; flesh white and the quality excellent; one of the best for fall and winter use. Pkt. 5 cts., oz. 10 cts., lb. 75 cts.

Round Black Spanish.—Roots round, sometimes top-shaped, three or four inches in diameter; skin black; flesh white. Fine for winter use, as the roots keep a long time. Pkt. 5 cts., oz. 10 cts., lb. 75 cts.

Early Red, or Scarlet Turnip.—Dark crimson color, with white flesh. Splendid for general early use, as it does not get pithy as soon as most of the early sorts. Pkt. 5 cts., oz. 10 cts., lb. 60 cts.

Cincinnati Market.—It is very early, splendid for forcing or open ground. The tops are very small, and they may stand close in the row. They grow straight and smooth, from 6 to 7 inches long. The flesh is very tender, crisp and delicious. This is a handsome variety, bright red in color, and remains in good condition for several days. Pkt. 5 cts., oz. 10 cts., lb. 60 cts.

White Chinese or New Celestial.—Ready for use when three inches long and continues until nearly six inches long, making it almost an all-season Radish. Flesh firm, solid and pure white. Pkt. 5 cts., oz. 15 cts., lb. \$1.00.

SALSIFY

VEGETABLE OYSTER

One ounce will sow 50 feet of drill, 8 lbs. to the acre.

Why don't you grow salsify? It is one of the most delicious and nutritious of vegetables and should be more generally cultivated for use in winter, when the supply of really good vegetables is so limited. It has the true oyster flavor and makes a delicious and inexpensive substitute for them in soup, etc. Cultivate like parsnips.

Mammoth Sandwich Island.—A average fully double size of old Long White. Roots are white, smooth, and, notwithstanding their enormous size, of superior quality. Pkt. 10 cts., oz. 25 cts., ½ lb. 75 cts., lb. \$2.50.

SPINACH

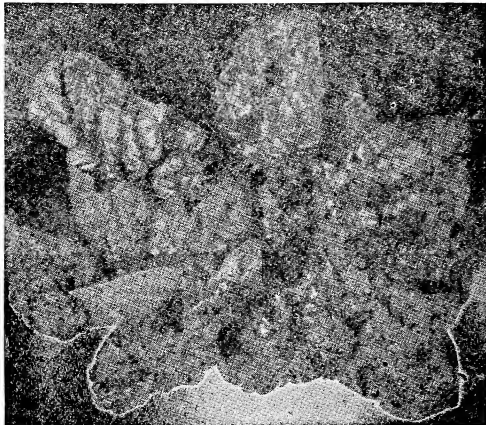
Two ounces will sow 100 feet of drill; 25 pounds one acre. Matures for table use in about 40 days.

One of the most desirable winter and spring greens, and is better liked and usually sells at much higher prices than kale or turnip salad. Is largely grown for shipping.

Culture.—For early summer use, sow early in spring in a good, well-fertilized soil, in drills 1 inch deep, 1-2 to 2 feet between the rows. For winter and spring use, sow in October. Requires but little cultivation. Best developed and most tender and succulent when grown in rich soil.

Bloomsdale Savoy-leaved.—A heavy cropper, of fine quality and very hardy; succulent leaves curled and crinkled like a Savoy cabbage; hardiest and most productive sort. Pkt. 5 cts., oz. 10 cts., lb. 75 cts.

New Zealand.—Entirely different from the true Spinach in type in that it thrives during the hot weather in any soil, rich or poor. The tender shoots are of good quality and may be cut throughout the summer. Plant three or four seeds in a hill 2 feet apart each way. Pkt. 5 cts., oz. 10 cts., lb. \$1.00.



Bloomsdale Savoy Spinach.

SQUASH

One ounce of early varieties will plant 50 hills; one ounce of marrow sorts, 25 hills. Early varieties mature for table use in about 40 days.

Culture.—The plants are very tender and sensitive to cold, and planting must be delayed until settled warm weather. The general principles of culture are the same as those given for cucumbers and melons, but the plants are less particular as to soil. The summer varieties should be planted 4 feet apart each way, and the winter sorts, 8 feet. Three plants are sufficient to a hill. Care should be taken not to break the stems from the Squashes intended for winter use, as the slightest injury will increase the liability to decay.

Prices in quantity on application.

Early White Bush.—The well-known White Scaloped or Patty Pan Squash. Earliest; very productive; light cream-color. Popular for northern shipments for both fall and spring crops. Pkt. 5 cts., oz. 10 cts., 1-4 lb. 25 cts., lb. 75 cts.

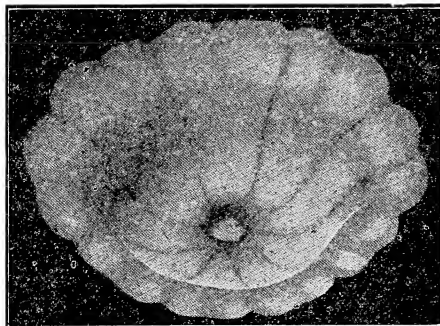
Mammoth White Bush.—This is an improved form of the Early White Bush, or Patty Pan. Is early, uniform in growth and very prolific. Has beautiful, clear white skin and is from 8 to 12 inches in diameter. Tender and of good flavor. Fine quality and size for home gardens and nearby markets. Pkt. 5 cts., oz. 10 cts., 1-4 lb. 25 cts., lb. 75 cts.

Yellow Summer Crookneck.—A favorite in both home and market gardens. Fruits rather small, of bright orange color. Rich and buttery. Pkt. 5 cts., oz. 10 cts., 1-4 lb. 25 cts., lb. 75 cts.

Hubbard.—Excellent winter variety; well known. Noted for the uniform good quality of its fine-grained and nutty-flavored flesh, and its good keeping qualities. Pkt. 5 cts., oz. 10 cts., lb. \$1.00.

Boston Marrow.—Fall and winter variety; large oval; skin thin; when ripe, bright orange, with a netting of light cream-color; flesh rich salmon-yellow. Pkt. 5 cts., oz. 10 cts., lb. \$1.00.

Wood's Prolific.—A fine Squash of the Marrow type; round and thick; deep orange, with a small seed cavity. Quality excellent; productive and keeps well. Pkt. 5 cts., oz. 10 cts., lb. \$1.00.



Mammoth White Bush.


We carry one of the most complete lines of Incubators, Brooders, etc., of the well-known Essex-Model make. For information see pages 56 and 57 of this catalogue, or write for illustrated catalogue.

DO IT NOW. Putting off ordering seed early ruins thousands of gardens every year. Order now and you will have them sure.

TOMATOES

One ounce will produce 1,500 plants. For table use, 90 to 120 days, according to variety.

Culture.—Tomatoes do best on light, warm, not over-rich soil, and success depends upon securing a rapid, vigorous and unchecked growth during the early part of the season. Sow in hotbeds from six to eight weeks before they can be set out of doors, which is when danger from frost is past. Transplant carefully and cultivate well as long as the vines will permit.



John Baer Tomato.

John Baer Tomato.—The earliest Tomato on earth. Our seed came from a source that we know to be reliable and were grown especially for us. This Tomato has a bright red color and produces large, beautiful solid shipping tomatoes, earlier than any other tomato that can be planted. It will produce the most perfect tomato ever grown, will produce an enormous crop, ripens evenly, has a mild, delicious sweet flavor and is almost seedless, solid and meaty, fruit weighs 6½ ounces. Being such a tremendous yielder, a bushel of "John Baer" Tomatoes can be gathered in one-third the time of any other tomato.

These seed sold in 1915 for \$25.00 per pound; in 1914 they sold for \$50.00 per pound. Our price this season as follows:

Pkg. 15 cts., ½ oz. 30 cts., 1 oz. 50 cts., lb. \$5.00.

All prices of Tomatoes are by mail, postpaid.

Acme.—A most desirable variety, particularly for truckers and market-gardeners, on account of its keeping and carrying qualities. It keeps remarkably well and it is an excellent shipping sort. It is early, smooth and solid; of a purplish color; ripens all over and through at the same time, and is a continuous bearer. Pkt. 5 cts., oz. 25 cts., lb. \$1.75.

Livingston's Globe Tomato.—This is another of the Livingston introductions which is proving very popular. In shape it is notably distinct from all others. Of large size, maintained throughout the season, always smooth, firm-fleshed, and has very few seeds, especially in the early fruits. Ripens evenly through and through. Fine, glossy rose in color, tinged with purple. Very attractive. Bears fruit in clusters of from three to seven fruits. Especially adapted for slicing, as the flavor is very delicate and agreeable. Pkt. 5 cts., oz. 30 cts., ¼ lb. 75 cts., lb. \$2.75.

Livingston's Beauty.—The best all-round Tomato; exceedingly early, large, smooth and remarkably prolific. It is grown more largely by truckers and market gardeners than any other sort. The va-

riety is of glossy crimson, with a slight tinge of purple; skin tough; good keeper and shipper. Pkt. 5 cts., oz. 25 cts., lb. \$2.00.

New Stone.—Resembles the well-known Stone in color, shape, and time of ripening; the habit of growth like the Dwarf Champion. Ripens evenly, very solid, and of excellent quality. The fruit is large, of dark brick-color, solid, fleshy and is not subject to rot like some varieties; nor does it ever have a green core. We can especially recommend it for a late crop. Pkt. 5 cts., ½ oz. 15 cts., oz. 25 cts., ¼ lb. 65 cts., lb. \$2.00.

Earlana.—Has easily gained the reputation of being the best first-early Tomato. The plants are quite hardy, with rather slender branches and moderate growth, well set with fruits, nearly all of which ripen extremely early in the season. The Tomatoes are bright red and grow close together in clusters; all of medium size, averaging 2½ inches in diameter. They are smooth and solid, quite thick through and free from rough ribs or cracks. The flesh is a deep red, with solid center and small cells; slightly acid flavor. Pkt. 5 cts., oz. 25 cts., ¼ oz. 15 cts., ¼ lb. 75 cts., lb. \$2.50.

If you have never felt the joy of seeing things grow, start a garden this year and enjoy the partnership of nature. Plant our seeds.

TOMATOES—Continued.

Dwarf Champion (Purplish Pink).—Some-times called the Tree Tomato. Especially desirable for small gardens, as they may be grown as close as three feet. The vines are stiff and upright, holding the fruits well off the ground. Smooth and attractive, firm, solid, with thick flesh and meaty center. Bears in clusters of 3 to 5 good-sized fruits and continues in bearing till frost. Pkg. 10c, $\frac{1}{2}$ oz. 15c, oz. 25c, $\frac{1}{2}$ lb. 75c, lb. \$2.50.


New Red Rock.—This is one of the finest large red Tomatoes ever introduced. It ranks among the later varieties, requiring about 110 days from seed-sowing to ripe fruit. It is very solid and free from any excess of water; smooth, and of a very fine red; superior in texture and flavor. It is an extraordinarily heavy producer and excellent shipper. Twenty-five tons of fruit have been grown to the acre. It is specially recommended to truckers and growers for canning factories, as it is very showy and productive. It has a very strong, vigorous vine, protecting the fruits from sun-scald. Pkt. 10 cts., oz. 25 cts., lb. \$3.00.

Early Detroit.—This excellent variety has been tried out by many growers of Tomatoes for shipment. It has been found that in earliness, uniformity, freedom from blight of vine and cracking and blistering of fruit, Early Detroit meets the most exacting requirements. Vine vigorous and very productive. Fruits very smooth, uniform in size, nearly globe-shaped, firm, and of excellent quality. We consider Early Detroit one of the best large purplish pink Tomatoes yet introduced. Pkt. 5 cts., oz. 25 cts., lb. \$2.50.

Ponderosa.—Unquestionably the largest Tomato grown. The vines are vigorous, producing a very large stalk and an unusually thick stem, which is accounted for in the great size and weight of the fruit. It is one of the best-flavored sorts grown, almost solid, and contains scarcely any seed. The fruit, when ripe, is cardinal-red, and, on account of its compact structure, will keep longer than any other sort. Pkt. 10 cts., $\frac{1}{2}$ oz. 20 cts., oz. 30 cts., lb. \$3.50.

Duke of York.—Round, rich scarlet, large size; flesh firm and of fine flavor; blight proof. The Duke of York is the only reliable blight-proof variety. While not of as fine eating quality as others it is a splendid shipper and makes a fine market appearance. Fruits form in clusters of 5 to 10 and are above the average size; a strong, healthy grower; big cropper, and stays in bearing a long time. Pkt. 10 cts., oz. 25 cts., lb. \$2.75.

June Pink.—New. Very early; of medium size, round, smooth, and very solid. Bright pink. Pkt. 5 cts., oz. 20 cts., lb. \$2.25.



New Stone Tomato

TOMATO GROWING IN FLORIDA

At present in Florida it exceeds in volume and value nearly four times that of the next most important vegetable crop (Irish potatoes). In 1910 the crates marketed were 2,336,948, the net value of which was \$2,528,620. The Tomato, therefore, is Florida's greatest vegetable crop, standing next in importance and value to the Orange.

SELECTION OF SOIL

The Tomato will resist drought better than it will too much rain, in fact, it stands drought better than most vegetables; the soil, therefore, best adapted to this crop is a good, well-drained sandy loam. The Tomato is not a gross feeder; it seems to prefer a light soil to one that is too fertile, or that has been made rich with heavy animal manures; cow manure in moderate quantities is good, but chemical manures in proper quantities are best in most cases.

SEED BEDS

We do not believe in the extreme views of some growers, who plant the seeds directly in the field, where the crop is to be produced. A seed bed is really indispensable; it makes success more certain and it should be well equipped to afford speedy and ample protection against cold, and of ample dimensions to furnish a relay of plants, if the first setting is destroyed by cold, and even a second relay is often necessary, for sometimes even these reserve forces have to be brought into action.

It is best to have three or even four good, large plants provided in the seed bed for every one the planter expects to raise to maturity. This is the true wisdom of the foresighted and provident grower, who, by his strong management will force success against obstacles before which weaker men will go down in defeat. The tomato is a feeble plant in its infancy and an easy prey to frost and mysterious fungus enemies—yet, if we faithfully defend and feed it, it will yield the dollars.

The seed beds may be of light, rich, sandy loam, raised a few inches above the level of the ground. It is considered best to have them six feet wide, and as long as desired, running east and west. Have on the north side a tight board wall, three feet high, on the south side half as high, with tightly boarded gables. This will give a shed-roof with light rafters nailed across, on which to roll down the roof of cloth, tacked to rollers anywhere from thirty to fifty feet long.

Let the rafters have no projection, so that the cloth may drop down snugly against the south wall. Such a covering of cloth alone will protect the plants against a white frost; a sheet iron coke burner, such

ALL THE PRICES ON THIS PAGE ARE BY MAIL, POSTPAID.

TOMATO GROWING IN FLORIDA—Continued.

as the pineapple men and orange growers use, placed every fifty or seventy-five feet, will protect them against a black frost.

Make drills crossways of the beds, three to four inches apart, sow the seed in thinly, say about two or three to the inch. Cover three-fourths of an inch. Firm the soil with a board or light roller, and water with a light spray, as may be needed to keep the soil moist, but be sure not to overdo it as too much moisture will cause the plants to damp off, and to grow small and slender, especially near the front and back walls of the frame. It is therefore advisable to sow the seed more thinly near the front and back than in the middle of the bed. Roll down the cover on chilly nights.

When the plants begin to have four leaves, cultivate lightly at least once a week. Pull out clumps of spindling plants where the seed chanced to fall in a bunch. Thin to three inches by cutting across the drills with a narrow hoe.

Where the plantation does not exceed a half dozen acres, it pays to take up and reset the plants once or twice to render them more hardy and stocky. To toughen them against this removal it is recommended to reduce their supply of water for about ten days to render them somewhat dormant. This is to be continued up to the hour of removal. This may be done without fear as the tomato is very tolerant of a transfer

TRANSPLANTING TO THE FIELD.

First make ready the field two weeks beforehand. Supposing it to have been plowed in November and thoroughly cross-plowed in January, then with a two-horse plow run out furrows four feet apart and strew in the fertilizer at the rate of 600 pounds per acre. Work in a little of the furrow slice and mix it with the fertilizer with a bull-tongue. Strew in as much more and mix again, thus giving 1,200 pounds per acre and leaving the surface level. Set the plants two to three feet apart, according to the strength of the land. Some growers prefer to manure the plants in the hill, which probably saves in the amount of fertilizer required per acre, but either plan is good, one about as good as another, and is largely a matter of choice only.

Reject rigorously all weakling plants. Leave them in the seed-bed to grow; when relieved of the crowding, they may come on and furnish a relay if needed. Wet the ground soft and pull the plants up carefully, running the forefinger under, if necessary. Wet the rows down again to restore the level after the upheaval.

We have very little confidence in plant-setting machines with tomatoes. They are fine, and great time and labor savers in the planting of some crops, but not for tomatoes, they are too tender and easily bruised. The way is to set by hand with the best-paid class of men and not with children at all. Children are only fit to pick cut-worms. Take hold of a plant and pull; if the leaf comes off, the plant was properly set; if the plant comes up, the setting was poorly done. Caution the setters constantly against leaving airholes at the bottom; make them fill in at the bottom first, then at the top. Firm the earth; have an experienced man follow along; place one foot on each side of the plant, rock a little forward and throw his whole weight on his toes opposite the plant.

Keep the plants screened from the sun, in a vessel with water enough to cover their roots. Let each setter have his own vessel of plants; take one out at a time and immediately place it in a hole punched in the ground, not exposing the roots to the air two seconds.

CULTIVATION.

This is as simple as with corn. It may be deep and close for a few weeks, but keeping further away and more shallow as the plant advances, ceasing when the bloom-buds come.

There is little doubt that staking the plant and nipping out the terminal bud above the first cluster of bloom hastens the maturity and improves the size of the tomatoes; but it is questionable if it will pay with the present prices of labor. In a small field tended by the grower's family, it would probably be profitable. Do not prune the plants if you expect to ship your fruit to market; you will get fewer but larger fruit, but it will not pay you.

When picking the earliest fruits it should be remembered that the cold weather in the North will permit them to ripen very little on the road; hence they should not be gathered until they have begun to redden slightly. A greener one would remain hard and uneatable and rot before it would ripen. Later on, as the weather in the North grows warmer, they may be picked when they have fairly turned white, preparatory to reddening. An immature tomato removed from the plants always remains more or less tough. This objection may be remedied to a considerable extent by proper fertilizing. A tomato grown on a well-proportioned strongly mineral fertilizer will be comparatively crisp and melting in the mouth, while one produced on nitrogenous manures will be tough and wilted.

The tomato, though it is so great a crop, is well worth being treated as a fancy product. In fact, all the early produce of Florida is deserving of this distinction. Coarse, brown wrapping paper cheapens the fruit. The buyer is only too ready to take it at the grower's own estimate. Valuable packages are not wrapped in hardware paper. The best printed tissue wraps should be used, and—let the fruit also be worthy of the wrappings.

VARIETIES.

There are such a large number of equally good varieties to choose from that one can hardly go amiss, and while at one time it was thought that only one or two kinds would bear shipment, continued improvements with new varieties have so changed these conditions that it is largely a matter of choice or personal preference as to which is best in the grower's opinion.

BLIGHT AND INSECT.

With the tomato, as with all other vegetables in this State, no precaution against insects should be neglected; prevention is much easier than medication. The one pre-eminent precaution is to use strong tobacco dust sprinkled around the plants as soon as they are set out. Blight is also far easier to overcome in advance. Burn all the old vines as soon as the harvest is over, thus destroying the germs of blight or other diseases. It is best to plant tomatoes in rotation with crops that are affected with diseases different from the tomato, such as corn, cabbages, peppers, etc.

Market Gardeners give our seeds preference.

TURNIPS

Turnips can be planted in Florida almost the year round. Quantity prices on Turnips, 5 lb. lots, 45c. per lb., 10 lb. lots, 40c. per lb.

From 3 to 4 pounds to an acre. Matures for table use in from 55 to 85 days, according to variety.

Culture.—Plant for succession from September to April in drills 14 inches apart and thin out plants to 6 inches. Turnips thrive best in a highly enriched, sandy, gravelly or light loamy soil. Spring sowings should be put in early so that they will attain a good size before hot weather; otherwise they will become tough and bitter.

All the prices are by mail, postpaid.

Early White Flat Dutch (Strap-leaved).—An old standby, and one of the most popular early varieties in the South for either spring or fall plantings. Of medium size and a quick grower. Is flat with very small fine tap-root. Flesh and skin pure white; fine-grained and sweet. Pkt. 5 cts., oz. 10 cts., lb. 50 cts.

Red, or Purple-Top Strap-leaved.—The most widely cultivated and best-known variety. Used largely for sowing broadcast among corn and potatoes. It is round and flat, white on the bottom and a reddish purple above ground, and a very quick-grower. It is esteemed as a fine table variety. Pkt. 5 cts., oz. 10 cts., lb. 50 cts.

Seven-Top.—The most popular variety for winter and early spring "greens" in the South. Very hardy, growing all through the winter. Can be cut at all times, giving a supply of fresh vegetable matter at times when nothing else is available. Can be sown from August till December and in early spring. Pkt. 5 cts., oz. 10 cts., lb. 50 cts.

Extra Early White Egg.—In our Extra-Early White Egg you will have a Turnip of the sweetest flavor ready for use in six weeks from the time of sowing with good seasons. In quality it is the finest of all. While the size is small, compared with some others, its earliness and quality more than make up for any lack of size. Skin and flesh are pure white; bulbs almost egg-shaped, solid, fine-grained and a good keeper. Very attractive when bunched for market. Pkt. 5 cts., oz. 10 cts., lb. 50 cts.

Red-Top White Globe.—This is one of the largest and finest of all the Turnips; is of a beautiful globe shape, with pure white flesh and a red or purple top. It is of very rapid growth for a globe variety, and will produce more to the acre than any known

variety. It may be sown either broadcast or in drills. Pkt. 5 cts., oz. 10 cts., lb. 50 cts.

Extra-Early Purple-Top.—The earliest Turnip in cultivation and a splendid variety; bulb white, flat, of medium size, with a bright purple top; one of the sweetest and finest flavored of summer sorts. Pkt. 5 cts., oz. 10 cts., lb. 50 cts.

Amber Globe.—The flesh is beautifully yellow, very fine-grained and very sweet. It will grow to very large size in the South; is one of the very best keepers for winter use. Pkt. 5 cts., oz. 10 cts., lb. 50 cts.

White Globe.—Color pure white; shape round; size large; solid, quick in growth for a large Turnip, producing a great weight to the acre. Rapidly growing in popular favor, more especially as a late winter and spring variety. It is productive, hardy and closely resembles in size and shape the popular Purple-Top Globe. Pkt. 5 cts., oz. 10 cts., lb. 50 cts.

Long White Cowhorn.—Roots are long and carrot-shaped. One-third to one-half of the root is formed above ground. A deep rooter, resisting drought. Flesh pure white, fine-grained, sweet and of good table quality. Hardy. By many it is sown in combination with Dwarf Essex Rape for winter pasture. Pkt. 5 cts., oz. 10 cts., lb. 50 cts.

Yellow Globe.—A splendid sort for general crop; grows large; a good keeper, with bright, yellow flesh. Pkt. 5 cts., oz. 10 cts., lb. 50 cts.

Improved Golden Ball.—One of the sweetest and most desirable yellow-fleshed varieties; of medium size; a perfect globe shape, with firm, hard, yet rich and sweet flesh; it has no equal as a table variety; keeps well. Pkt. 5 cts., oz. 10 cts., lb. 50 cts.


RUTABAGA

The flesh of the Rutabaga is firmer and richer, generally speaking, than that of the turnip, of which family of plants it is an important member. They are usually more highly priced for winter markets, whereas the turnip comes into value for the spring and early fall markets. Perhaps the most general use of the Rutabaga, however, is for the feeding of stock. In many sections it forms a valuable adjunct to the ordinary stock food, and its nutritive value has been frequently demonstrated. Because of the fact that the yield is usually very heavy, a stock-food is provided that is at once cheap, rich, succulent and nutritious.

Culture.—They like a rich, well-prepared soil, and should be sown in drills 30 inches apart, and thoroughly cultivated. When bulbs begin to form, throw dirt to the bulbs, keeping them well covered. This prevents the objectionable neck, so often seen on Rutabagas. They should be given room to allow development, and to this end should be thinned out to about 8 inches in the row.

Improved American Purple-Top Rutabaga.—This strain is of American origin, bred to a smaller top and short neck. The Bulbs are of great size,

yellow-fleshed and purple crown, one of the most desirable varieties now cultivated. Pkt. 5 cts., oz. 10 cts., lb. 50 cts. In 5-lb. lots 45 cts. per lb. In 10-lb. lots 40 cts. per lb.



Improved American Purple-Top Rutabaga.

There is a greater incentive nowadays than ever before for gardening. Fresh produce costs more to buy. Every vegetable you raise for your own table saves you money. ORDER TODAY.

FLOWER SEEDS



Regardless of what your occupation may be, or how meager your experience, there are flowers that any one may grow successfully from seed. You should devote some time and space to their culture.
All Flower Seeds put up in 5-ct. and 10-ct. packets and sent postpaid. Special prices in bulk.

Alyssum, Sweet

This is a very hardy annual, blooming early in the spring, covering itself with innumerable clusters of small, pure white flowers. Their fragrance is peculiar and very delicate. Grows about 1 foot high. Pkt. 5 cts.

Asters

Beautiful and popular annuals, desirable for beds, being in bloom when most other plants are nearly over. Very useful for cut flowers.

Mixed.—Dwarf and Tall.

Calliopsis, or Coreopsis

Beautiful showy summer bedding annuals, with large, bright flowers of golden yellow, varied with rich brown. Excellent for cutting and decoration.

Candytuft

Popular favorite, flowering profusely the whole summer. Very valuable for edgings and borders, fairly covered with masses of white and various colors. Height, 1 foot.

Mixed Colors.—A splendid mixture.

Cypress Vine

A tender climbing annual, with soft, fern-like foliage and small star-like flowers. Choice mixed colors.

Four O'Clock

A hardy annual of easy culture, growing about 2 feet high. The plant is free-flowering, bearing blossoms in a great variety of colors and stripes.

Hyacinth, or Jack Bean

A tall, twining plant, often 10 to 20 feet high. Bears purple flowers in long, erect racemes.

Mignonette

In February or March, sow in pots or boxes and thin out to make strong plants. Late in March, sow at intervals, outside, for a succession; late in the summer sow in pots for winter-blooming. Average height, 1 foot.

Superb Mixture.—Made up of the newest and best sorts. It includes all shades of color and varieties which produce the largest flower-spikes.

Moonflower (Evening Glory)

Grows 30 to 40 feet; covered every evening and cloudy day with large white flowers, 4 to 6 inches across. Cut the hard shell, soak for 24 hours, and plant an inch deep in moist soil in a box indoors, transplanting outside when frost is past, in a sunny position. If kept moist, the seed will start in about two weeks.

Morning Glory

Imperial Japanese.—One of the grandest climbers. The flowers measuring 4 to 6 inches across, in a limitless variety of colors and markings.

Nasturtiums

In the past few years wonderful improvements have been made in these favorites. Types and colors have been added until in our mixtures we have a magnificent array of gorgeous colors. Nasturtiums do best in a loamy, well-watered situation.

Tall and Dwarf Varieties.— $\frac{1}{4}$ lb. 35 cts., 1 lb. \$1.00.

Pansy

This attractive plant is too well known to require any description, as it is a favorite with all. Pansies require fresh soil, enriched with decomposed manure.

Our Mixed Flowers of all shades and markings. A splendid mixture.

Petunia

The richness of color, duration of bloom and ease of culture will always make Petunias popular, especially for massing in beds.

Double.—A splendid strain, producing a large percentage of double fringed flowers in bright colors, beautifully marked. Mixed colors.

Single.—A choice mixture; all colors.

Phlox

Fine Mixed.—These favorites are dazzling in the effect they give in massing. A wide range of colors.

Pinks

Finest Mixed.—These charming, old-fashioned flowers are not only great favorites in our gardens, but they possess many distinctive points of merit—hardiness, beauty and free-flowering qualities—which make them not only easy to grow, but equally desirable for the effect produced. Our mixture is the finest procurable and will add greatly to the beauty of the flower-border.

Poppy

Hardy annuals and perennials of quick growth and easy culture, yielding a wealth of gorgeous blooms throughout the summer. For beds and borders nothing is better. Sow thinly, barely covering the seed, and press the soil firmly. Sow in the fall and at intervals during the spring for a long succession of bloom. Cut the flowers regularly to insure a long-blooming season.

Poppy Mixture.—A grand mixture of all the newest and best double and single annual Poppies, covering every color from deep scarlet to pure white. The wonderful variety and brilliant colorings make a most effective display.

Portulaca

Succeeds in a sunny situation, and produces flowers of almost every color in the greatest profusion. The double is especially beautiful. Sow when weather becomes settled and warm. Height, 6 inches.

Single.—Large-flowering, mixed colors.

Double.—Extra-double, all colors mixed.

Our Zinnias are revelations of beauty and daintiness.

A flower garden grown from our seeds is a veritable exposition of the most beautiful and highly developed varieties, all bred true to type for generations—thoroughbreds, we call them, and we know that they are full of vitality and productiveness.

FLOWER SEEDS—Continued.

Sunflower

The tall kinds make excellent centers of beds and backgrounds for other plants, also for growing in fence corners, etc. The dwarf are fine for cut flowers and general decorations.

Double.—Double yellow varieties 3 to 5 feet high. Exceedingly beautiful.

Salvia

Brilliant flowers are borne in profusion from early summer till frost. Excellent for cutting. Seed sown early in the house produces better plants than from cuttings. Height, 3 feet.

Sweet Peas

Plant early in February, weather permitting, in a situation not too sunny, putting the seed 3 to 4 inches deep to insure good roots. Sowings may also be made in October, giving the plants slight protection during the winter.


Eckford's Mixed.—An unsurpassed mixture, combining every shade and type. It is made up of named sorts only, all choice large-flowering sorts, the colors being distributed as evenly as possible throughout. For diversity of color, size of flowers and beautiful forms, this mixture is unexcelled. $\frac{1}{4}$ lb. 35 cts., 1 lb. \$1.00.

Thunbergia

A rapid climber, growing 4 to 6 feet high. Splendid for trellises, fences, etc., bearing beautiful flowers—white, yellow and buff, with black eye.

Verbena

Annual for beds, borders, massing, window-gardens, covering mounds, etc. Flowers of most brilliant colors, blooming from early summer till late fall. Soak a few hours and sow in boxes indoors, transplanting when an inch high.



Zinnia.

Zinnia (Youth and Old Age).—Few flowers are so easily grown from seed, or bloom so abundantly and continuously, as this hardy annual. Sow the seed in the open ground early in spring. From July until the first hard frost, Zinnias are incomparably bright; the plants grow from 3 to 5 feet in height and are covered with large, double flowers. Fine for beds and borders; in fact, in any location.

Zinnias have been improved wonderfully in the past few years and this old standard that has been used in flower gardens for ages has gained a new place the past few years in popularity on account of the wonderful improvements in size, colors and height. Our stock is absolutely the highest quality and we have received numbers of unsolicited testimonials praising their beauty. See price list.




Verbena.

FLOWER SEEDS

We carry the following Flower seed in bulk which are selected for being the highest quality and we know will give just the results desired:

	oz.	$\frac{1}{2}$ lb.	lb.	5 lbs.
Sweet Peas—Eckfords Mixed, Mixed Colors.....	10c	30c	\$1.00	\$4.50
Sweet Peas—Black Knight, Deep Maroon.....	15c	40c	1.25	5.00
Sweet Peas—Blanche Burpee, Pure White.....	15c	40c	1.25	5.00
Sweet Peas—Lord Nelson, Deep Navy Blue.....	15c	40c	1.25	5.00
Sweet Peas—Queen of Spain, Buff Pink.....	15c	40c	1.25	5.00
Salvia, or Scarlet Sage, $\frac{1}{2}$ oz	50c	1.50	5.50	20.00
Verbenas—Mammoth Finest Mixed, Mixed, all colors.....	1.00	3.00	10.00	
Zinnias—Giant Double Golden Yellow.....	1.00	3.00	10.00	
Zinnias—Giant Double Crimson.....	1.00	3.00	10.00	
Zinnias—Giant Double Scarlet.....	1.00	3.00	10.00	
Nasturtiums, Mixed Colors, Fall.....	10c		35c	1.00
Nasturtiums, Mixed Colors, Dwarf.....	10c		35c	1.00
Pansy—Mixed Colors, all shades and markings.....	75c		3.00	10.00
Giant Pansies in separate colors.				
	Pkg.	Oz.		
Giant Adonis—Lavender Blue.....		50c	\$2.00	
Giant Freya—Rich Wine Color, edge white.....		50c	2.00	
Giant Psyche—Purple Violet, edge white.....		50c	2.00	



Sunburst



Ruth Vestal

ROSES

Strong, Vigorous Outdoor-Grown Plants

Hybrid Tea Roses, standard and new varieties. Six varieties of Roses for bedding.

Sunburst.—Magnificent giant yellow Rose. It stands head and shoulders above all others of its kind and will rank with American Beauty in value and grandeur. It has long pointed buds. Its color is orange copper, extremely brilliant in effect, creates a sensation wherever seen. Wonderful bedding rose. **Small plants 40c each; 1-2 doz. \$2.00; doz. \$3.00.**

My Maryland.—Color intense pink which lightens up beautifully as the flower expands. Extremely free flowering, will bear more flowers than any other rose we know of. We recommend My Maryland as a garden rose par excellence. **Small plants 40c each; 1-2 doz. \$2.00; doz. \$3.00.**

“Radiance.”—Brilliant, rosy carmine. The form is fine, large and free with cupped petals. It blooms constantly and is delightfully fragrant. This is a superior rose. **Small plants 30c each; 1-2 doz. \$1.75; doz. \$2.50.**

Rhea Rheid.—This is a new, red, forcing rose, large and double, very free blooming and exquisitely fragrant; rich, dark, velvety red. A good red garden rose. A rapid grower. Large as American Beauty. **Small plants 50c each; 1-2 doz. \$2.50; doz. \$4.50.**

White La France.—Beautiful light fawn color, almost white. Extra fine. **Small plants 35c each; 1-2 doz. \$1.90; doz. \$2.75.**

Madison is a great improved “Bride.” The best feature of Madison is that the foliage does not mildew. Constant bloomer. **Small plants 40c each; 1-2 doz. \$2.00; doz. \$3.00.**

Climbing Roses—Standard and New Varieties

Climbing Richmond.—Color pink, rich, sweet. The growth is most vigorous and of climbing character. On account of its unique and free flowering habits, it is an important addition to the climbing rose section. **Small plants 75c each; 1-2 doz. \$3.50; doz. \$5.00.**

Climbing Liberty.—A climbing form of Liberty, color brilliant, velvety crimson; flower of good size, beautifully formed; a superb variety for any purpose,

the blooms lasting well when cut; very free flowering. **Small plants 60c each; 1-2 doz. \$2.50; doz. \$4.50.**

Ruth Vestal, or Climbing Bride.—A lovely white climbing form of the Bride. **Small plants 50c each; 1-2 doz. \$2.50; doz. \$4.50.**

Mamie.—The color is exquisite, being a delicate fawn with heart of pink. It is a strong grower, with buds and flowers of the largest and most perfect shape and form. One of the most beautiful of light-colored roses. **Small plants 50c each; 1-2 doz. \$2.50; doz. \$4.50.**

Marechal Niel.—This is the old standby yellow rose of the South. Immense deep golden-yellow flowers with the richest tea fragrance of all roses. **Small plants 50c each; 1-2 doz. \$2.50; doz. \$4.50.**

Climbing Bridesmaid.—Like Bridesmaid, but with climbing habits; clear pink. **Small plants 50c each; 1-2 doz. \$2.50; doz. \$4.50.**

Will make a special price of assorted rose collection consisting of six bedding and six climbing roses, for \$3.50.



My Maryland.

FARM SEEDS

FORAGE AND GRASS PLANTS

Florida Can Lead the World in the Production of Hay.

While all know that Florida, of all states in the Union, has shown the most remarkable growth of fruits, vegetables and tobacco culture, it is not so well known that she is far ahead of other states in her great wealth of forage and grass plants.

Time was when it was not thought possible to grow grass in the state. That seems a great while ago. Certain it is that Florida is the richest grass and forage state in the Union. So many of these grasses and forage plants are, too, perennials—once planted, always planted, and so many are legumes and soil enriching.

Here is a partial list: The velvet bean (legume) has its best habitat in Florida; Speckle Velvets, Whites, Lyons, Early Yokohama and New Chinese. And since the Yokohama ripen in September and mature as far north as North Carolina, Florida should build up a good industry in growing these beans for the latitudes farther north where other velvet beans will not do well. The Speckle Velvet, as is well known, produces more vine and stores more nitrogen in the soil than any other known plant. For winter grazing and for humus making and land rebuilding it has no equal. The White Chinese, a month earlier, and more prolific in beans and equally prolific in vines, may supplant in time the Speckle.

Equally important and valuable in Florida is beggar weed, a legume. Coming up in June in all cultivated fields, re-seeding itself each year and practically a perennial, good for hay, or pasture, or green manuring, growing eight feet high and making more than 40,000 pounds of green stuff per acre, and rich in feeding nutrients, Florida could not and does not want any better crop than beggar weed.

In cow peas the wilt-resisting varieties, the Iron and the early two crop Brabhams do well and serve best. In Florida the peanut (legume) which is as much of a forage as a nut plant, is just as much at home as in North Carolina or Virginia. Johnson grass does well in Florida. So does the legume, kudzu.

A wonderful product whose best habitat is Florida, too, is Japanese sugar cane, a perennial with ten or fifteen stools or suckers from each joint of the stalk as planted, making ten or twelve tons of cane per acre good for forage or making fifteen gallons of finest syrup per ton.

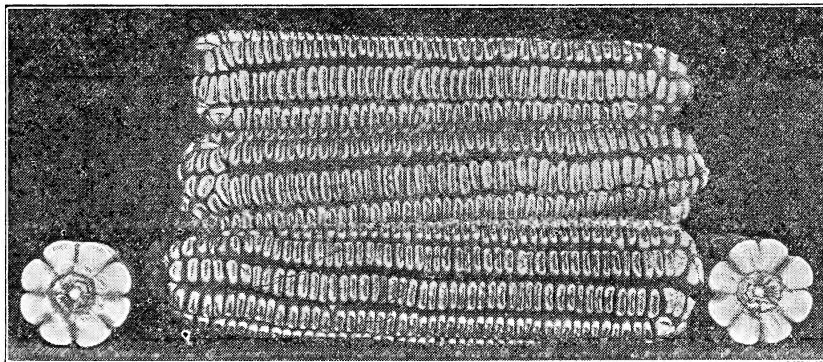
The African hog goober is also adapted to the state, as also are chufas. Teosinte, fifteen feet high, stooling thirty to fifty stools per seed, twenty tons or more green stuff per acre, making 225 pounds of green stuff from one seed. Florida is the home of this wonderful plant.

Bermuda, the perennial, does well, too, in the state, as do also the remarkable perennial and green-all-year grasses, St. Augustine, St. Lucie and Carpet grass.

The two latest arrivals but firmly established hay plants in Florida are Rhodes grass and Natal grass—both from Africa. Rhodes is a perennial, the seeds are fine—five pounds per acre in the sowing has yielded often ten tons per acre and three cuttings. The Florida literature of this grass reads like fiction. Natal grass is called incorrectly in Florida Red Top. It reseeds itself, stools heavily—sometimes 100 to the seed—comes early and stays late and blooms all the time, good for hay or pasture and the hay is as good and only requires ten to fourteen pounds of seed per acre.

FIELD CORN

Eight quarts to plant an acre.



Hickory King.

The varieties of Field Corn listed below are especially selected for the soil and the climate of Florida. This fact is not taken into consideration so much as it should be. Often seed is ordered from a dealer whose stock is raised perhaps hundreds of miles away, and in surroundings of soil and climate that are not conducive to producing seed of the best quality for our section of the country. In buying from us, you have the satisfaction of knowing that you are procuring seed raised for the express purpose of being planted in Florida soil, and thus you obviate the risk of securing unacclimated seed.

MARTIN'S IMPROVED 7-EAR CORN


A very prolific variety, fully adapted to the Southern States, largely grown in Florida and considered one of our most productive varieties. Small ear and cob, long grains, white flint corn. Turns out remarkably well when shelled, ears fill to the end. A most excellent keeper. The cob is small. One grower writes as follows:

"For twenty years I have been planting this highly prolific corn and I believe it to be the best corn that I have ever seen. I made one year thirty-three and one-third barrels to the acre, have made twenty-five barrels to the acre several years, have often made twenty and never less than fifteen."

The ears, while of good size and attractive appearance, are not suitable to win in an exhibition of ear corn, but we recommend the corn to plant for a heavy yielding variety in competition for prize winning yields per acre. 1 pt. 25 cts., qt. 50 cts. postpaid, pk. \$1.00, bu. \$3.50.

FIELD CORN—Continued.

**Martin's
Improved
7-Ear
Corn**



**Adapted
to the
Southern
States**

Hickory King.—A very popular and productive white Corn, especially for high land, and it is in great favor with those who have planted it. It produces on good soil three or four average-sized ears to the stalk. Grain large, broad, and white, making fine meal. The cob is small. Pt. 20 cts., qt. 35 cts., pk. 75 cts., bu. \$2.75.

Blount's Prolific.—Produces from three to six ears. It is a large-yielding white variety of flinty nature, making excellent meal. Reports of this Corn for Texas and Alabama Experiment Stations rank this as one of the largest yielding of field varieties for the South. For late planting this Corn has no superior. It is of quick growth matures up well, and yields splendidly. Blount's Prolific also makes a first-class ensilage Corn. Pt. 20 cts., qt. 35 cts., pk. 75 cts., bu. \$2.75.

Improved Golden Dent.—It is one of the best and most reliable cropping yellow Corns in cultivation. It makes a large-sized ear, small cob; deep grains, which are of a bright, attractive, golden yellow color. It is singularly robust, and withstands injury by adverse weather or other unfavorable conditions better than any other sort we know of, the ears and grain maturing remarkably well, and always being marketed in bright, sound condition. Produces two to three ears to the stalk, and for a first-class, large-yielding yellow Corn particularly adapted to the South, it is strongly recommended. Pt. 20 cts., qt. 35 cts., pk. 75 cts., bu. \$2.75.

White Dent.—One of the best all-round white sorts for rich land, producing largest crops of finest quality corn. The ears average about 10 inches in length, of uniform size and great depth of grain; 18 to 34 rows on cobs, well filled. The grains are pure white, solid, very deep, producing the finest milling white corn. The yield of this superior Corn is very large, sometimes as much as 90 bushels per acre. We unhesitatingly recommend it. Pt. 20 cts., qt. 35 cts., pk. 75 cts., bu. \$2.50.

Tennessee Red Cob.—One of the best all-round white sorts for rich land, producing largest crops of finest quality corn. The ears average

about 10 inches in length, of uniform size and great depth of grain; rows eighteen to thirty-four, on red cobs, well filled. The grains are pure white, solid, very deep, producing the finest milling white corn. Yields sometimes as much as ninety bushels per acre. We recommend it, both for grain or ensilage. Qt. 35 cts., pk. 75 cts., bu. \$2.75.

Columbian Beauty.—This is a highly bred white corn of extra large size. It has proved to be a very superior cropping corn, producing one or two ears to the stalk, and is a good producer. It has a large, broad, deep white grain, and is of a most attractive appearance; large ear, medium red cob. The size and depth of kernel insures a large percentage of shelled corn. One important point in its favor is that it is a rapid-growing corn from the start, and gets ahead of grass and weeds better than other varieties. It is medium early to mature, cures up well, and our tests show it to be one of the largest yielding and most satisfactory cropping of upland corns. Pt. 25 cts., qt. 40 cts., pk. 85 cts., bu. \$3.00.

Shenandoah White Dent.—It has proved to be one of the earliest maturing and largest yielding of white corns, maturing ten to fifteen days ahead of other similar varieties, and at the same time making a large and most satisfactory yield. It makes a growth under ordinary circumstances averaging about nine feet in height and is a very uniform growing, highly bred, large-yielding white corn. Pt. 20 cts., qt. 35 cts., pk. 75 cts., bu. \$2.75.

Mexican June.—A hardy, drought-resisting, white corn. Ears 7 to 10 inches, having 14 to 18 rows evenly lined on white cob; grain of good size. The great value of this corn lies in its ability to make under conditions entirely too dry for other sorts. It will recover from the most severe dry, hot spells, and never fails to make a crop by frost. The stalk grows often to 15 feet, producing two or three good ears, and on account of its making an enormous amount of stalk and fodder, it is particularly adapted for ensilage. Pt. 20 cts., qt. 35 cts., pk. 75 cts., bu. \$3.00.

COWPEAS


The market is very unsettled at the time this Catalog is published. WRITE FOR QUOTATIONS, STATING QUANTITY WANTED.

UTILIZING THE CROP AS A FERTILIZER

Among the many methods for using the Cowpea crop for benefiting the soil are:

1. Ploughing under the entire crop while green.
2. Allowing the crop to remain and decay on the surface of the ground during the winter and ploughing it under in the spring.
3. Grazing the field and then ploughing under the stubble, roots and droppings of the cattle.
4. Mowing the field for hay and then ploughing under the stubble and roots.

While it is true that ploughing under the entire green crop will add the greatest amount of plant food to the soil, nevertheless it is not always economy to follow that method. The forage is worth as much for food as an equal weight of Red Clover, and since about 80 per cent of the fertilizing value is retained in the manure, it often pays better to feed the pasture or hay and return the resulting manure to the land. On good soils the roots and stubble from the peas furnish sufficient nitrogen. On a very light soil it is not desirable to turn under a heavy mass of green forage, thus to make it still lighter and looser and liable to suffer from hot, dry weather. But it is better to wait until the vines have had time to become thoroughly decayed. Again, a late maturing crop on land not protected by a growing crop or sod during the winter is often nearly wasted, and its fertilizing elements washed away by heavy rains leaching through the unfrozen ground.



Brabham Cowpeas planted between Orchard Rows.

On other lands and under other conditions, ploughing under the entire green crop is often the most profitable and best disposition to which it can be put. Where humus is lacking and needed, especially, on stiff clays.

The values of any material as a soil renovator depends largely on the nitrogen, potash and phosphoric acid it contains. The following table from the Year Book of the United States Department of Agriculture, gives the average percentages of nitrogen, potash and phosphoric acid in common influenced by the water contents of the material; the table also shows the percentage of moisture:

	Water Per Cent	Nitrogen Per Cent	Potash Per Cent	Phos. Acid Per Cent
Hay or Forage				
Cowpeas	10.95	1.95	1.47	.52
Red Clover	11.33	2.07	2.20	.38
Alfalfa	6.55	2.19	1.68	.51
Timothy	7.52	1.26	.90	.53
Wheat Straw	12.56	.59	.51	.12

The renovation of soils through the use of Cowpeas depends largely on the use to which they are put. The stubble and roots contain considerable fertilizer, and the nitrogen is mostly gain. Among legumes, the Cowpea stands first and pre-eminent as a crop producer of fertilizer nitrogen. It may be grown between crops of wheat and thus furnishing nitrogen for many successive crops.

The soil improvement is well illustrated by an examination of the foregoing table. A ton of Timothy hay contains 25 pounds of nitrogen, 18 pounds of potash and 10 pounds of phosphoric acid. All this must be supplied by the soil. A ton of Cowpea hay contains 40 pounds of nitrogen, 30 pounds of potash and 10 pounds of phosphoric acid, of which only the latter two need be supplied by the soil. Suppose both are returned to the soil in the shape of farmyard manure; estimating roughly, in the case of timothy, the soil received back what it gave to the timothy but in that of the Cowpea it receives not only what it gave but 40 pounds of nitrogen in addition thereto.

SAVING FOR HAY

Cowpea hay is best if cut and properly cured when the earliest pods begin to ripen. This hay cures slowly and is subject to heating—similar to Red Clover—for which reason it needs to be thoroughly dry before it is stacked or mowed in a barn. Unnecessary handling causes loss of leaves and should be avoided. The haymaking should begin only when the weather promises to be fair. Curing cannot be "rushed" like that of grasses, hence it is better to allow the crop to become a trifle over-ripe rather than attempt to save it in rainy weather. The dry yield is usually from two to three tons per acre, and no hay crop of that size can be cut, dried and stored without great labor.

COWPEAS—Continued.

The Cowpea can be grown in all parts of the country where Dent Corn succeeds. Thorough preparation of the soil before planting is profitable for Cowpeas as for any other crop; the greater the care in this respect, the greater the satisfaction and profit in the yield.

Cowpeas may be planted whenever the ground is warm enough for planting beans and melons.

Drill planting requires less seed and more cultivation, and the yield is usually heavier than when sown broadcast.

When saved for hay the crop should be handled like Red Clover, but must not be baled until some weeks after it is gathered, or before it is thoroughly dry. Its yield is usually from two to three tons of dry hay per acre.

The Cowpea is one of the best plants for temporary pastures, and by a proper selection of varieties, gives good grazing from early summer until late fall. As a grazing crop it is especially valuable for producing milk, growing young stock (especially pigs,) and fattening all kinds of domestic fowls and animals.

The Cowpea is one of the most effective fertilizing plants. It draws nitrogen from the air, and in this way obtains and stores this otherwise most expensive element of fertility free of cost.

A heavy growth of vines usually pays better grazed or made into hay: a light crop on stiff soil is more profitable ploughed under green and a light crop on very sandy soil, or on soil liable to wash during winter, is best to leave to decay on the surface of the ground.

Hay made from Cowpeas is very rich in protein, and if mixed with that of any of the true grasses the feeding value of the mixture is far greater than either fed alone.

Cowpea hay is an excellent substitute for wheat bran, is comparatively cheaper, and therefore of special value to dairymen.

When grown together there is very little trouble in handling Cowpeas and Corn for the silo, and the combined silage is of much better quality than that made from corn alone.

The Cowpea can be used to great advantage as a green manure crop at any time during the summer and in almost every crop rotation.

The Cowpea can be grown successfully over a winter extent of territory and on a greater variety of soils than any other legume, and there are few farms on which it cannot find a profitable place.

COWPEAS WILL DO MORE FOR YOUR LAND THAN ALL THE FERTILIZERS THAT HAVE EVER BEEN PUT ON IT.

GIVE IT A CHANCE TO ENRICH YOUR FARM.

Sow at the rate of 1½ to 2 bushels per acre, broadcast.

MARKET PRICES

When this catalogue goes to the printer, it is impossible to make prices that are exact for the spring season on Cowpeas, Velvet Beans, Millet, Sorghum, Kaffir Corn, Beggar Weed, etc. Write for prices when ready to buy.

MONEY SAVED IS MONEY MADE

Plant more Peas, Velvet Beans, Millet, Sorghum, Corn and other feed crops. The whole South and especially Florida should raise more grain and forage.

Whippoorwill.—A favorite early bunch-growing variety; has brown-speckled seed which are more easily gathered than from the vine-growing sorts. This variety is a prime favorite on account of its early maturity and habit of growth. Pt. 20 cts., qt. 35 cts. postpaid.

Black.—This variety, while a little later than Whippoorwill, produces more growth of forage and is consequently better for cutting and as a soil-improver. It makes large yield of peas. We consider Black Cowpeas the best sort for general sowing or hay purposes which can be used in this latitude. Pt. 20 cts., qt. 35 cts. postpaid.

Clay.—A favorite variety; grows similar to Black, but produces a little more vine. The color is a little darker than the Wonderful, or Unknown, being light brown. Pt. 20 cts., qt. 35 cts., postpaid.

Wonderful, or Unknown.—This makes an enormous growth of vine, but requires the full growing season to make a crop. In yield and growth the vine surpasses many of the varieties of Cowpeas, and it yields very largely of peas. This variety should be planted early in order to come to full maturity. Pt. 20 cts., qt. 35 cts.

Red Ripper.—A very productive vigorous-growing sort, and is much earlier than either the Clay or the Unknown. Pt. 20 cts., qt. 35 cts. postpaid.

Iron.—A variety of Cowpeas which is remarkable for its vigorous growth and disease-resistant qualities, and is especially adapted for hay or forage, as it retains its leaves and foliage better and longer than other kinds. On account of its disease-resistant qualities, it is especially valuable in some sections of the South, as it is entirely resistant to the attacks of the wilt-fungus, root-

knot worm or nematode, and will produce a good crop on pea-sick land where other varieties will fail to make a crop. Even if this Pea did not have the above remarkable qualities to recommend it, it would be a most valuable variety and one that is destined to come into general use. It is medium early, very prolific bearer of Peas, and is also particularly valuable for hay and forage. The seed of this variety is also smaller than the average Cowpea, consequently it does not require so many seeds to an acre as other varieties. Pt. 20 cts., qt. 35 cts.

Brabham Pea.—New. Best known as Speckled Rio. A sixty-day, two-crop Pea. A hybrid of Iron, has the earliness of Whippoorwill, and the wilt-resistance and the other resistant qualities of the Iron. A small, hard, speckled Pea, about the size of Iron and New Era. Will make two crops. Agricultural tests (Washington) yield from Brabham 20 per cent more hay than Iron, and 27.1 bushels of seed as against 15.6 of Iron. A Florida grower says: "Brabham Peas made the finest lot of vines I ever saw." As the New Era in the middle portion of the United States has taken the place wholly of the Whippoorwill, so the Brabham, on account of its wilt-proof qualities, will supplant in turn the New Era. This is the most valuable Pea today in America. On account of its size, one bushel will go as far as one bushel and a half of the larger Peas. Vigorous, prolific seed, hard, and retains vitality. Holds leaves better than others. Can be planted with fall grain, will lie in the ground all winter, and will germinate next spring. A Florida grower says: "My twenty acres of Brabhams made an astonishing amount of vines which were cut for hay, and from the stems a second growth came which made a full large crop of Peas." Pt. 20 cts., qt. 35 cts. postpaid.

Write for Our Price List on Cowpeas in Season.

COWPEAS—Continued.

TABLE OR EATING PEAS

The following are Peas used most for table use:

Large Black Eye and Large Yellow Eye.—Both of these make a profitable crop; are grown purposely for dry Peas for winter, or green Peas in the summer. Pt. 25 cts., qt. 40 cts. postpaid.

Little Lady Peas are small Peas and exceedingly prolific for table use. Pt. 25 cts., qt. 40 cts. postpaid.

Crowder.—The most popular sort for table use. Pt. 25 cts., qt. 40 cts. postpaid.

CANADA FIELD PEAS

Price on application.

This is in no sense a cowpea, but resembles an ordinary garden or English Pea in looks of seed and growth. It is extremely hardy, a great soil-enricher and makes the most delicious hay. Should be sown two bushels to the acre; it is better, though, to sow with oats or other winter grain to hold the vines up, using one bushel of Peas and one-half the regular quantity of grain. Both are cut at the same time.

OATS

From 2 to 3 bushels to plant an acre.

Burt, Florida Grown.—The Burt Oat is an extremely early variety, producing an abundance of straw of good length. It is the best poor-land oat known, also the safest and earliest to plant in the spring. The grain is small, light, slim and, under favorable weather conditions, is of a very light straw-color. A good percentage of the grains have beard, and are frequently borne in clusters of two. The genuine Burt Oat is a sure header, coming to maturity ten days to two weeks before Rust-Proof. Two bushels of Burt Oats should be used in seeding an acre, and, where they are to be made into hay, three bushels will be found profitable. We sell great quantities of these Oats for fall planting, and when properly put in, they go through the winter all right and come in extremely early in the following spring. The standard weight of Oats is 32 pounds to a bushel. Bus. \$1.25.


Texas Red Rust-proof.—There is no better Oat than the Texas Red Rust-proof, providing one gets the genuine Oat, grown in the State of Texas. It is safe to say that 75 per cent of the Oats sold as Texas Rust-proof never grew in that state. Farmers should be more careful in purchasing their seed Oats. The Texas Oats are heavy grains, nearly all of them having a distinctive beard. Color varies, according to the season. They are largely planted in the spring and early fall. Two bushels should be sown to an acre. Bus. \$1.00.

Appler. Equally well adapted for sowing in the spring and the fall, but when put in in the spring, should be sown before the middle of March. It makes a strong, quick-growing Oat, with bunchy heads and heavy grain. While originating in the state of Georgia, this Oat has been grown to a considerable extent both in this section and in other southern states, and has proved to be one of the best and most reliable of rust-proof Oats for the South. Bus. \$— Sold out.

The Famous 100-Bushel.—The claim for this Oat is that it is an improved type of southern Oat, rust-proof, has heavy grains, large straw, and is extremely productive. While the claim for it is extra productivity, we certainly cannot, nor can anyone else, guarantee 100 bushels to the acre, but it should come as near or nearer to it than many other Oats on the market. Bus. \$— Sold out. Write for prices in larger quantities.

FULGHUM OATS.

This new Oat has won a great reputation in the last two years and we cannot recommend it too highly



Field of Appler Oats.

to our customers. The grains and stalks are as large as the Appler and are double the size of the Texas grains. It is about three weeks earlier than the Appler and is as early as the light, thin, unsatisfactory spring "Burt" Oat. It is sturdy in habit and not apt to blow down. Has long drought-resisting tap root. Matures evenly. The earliness of the Fulghum Oat affords a valuable opportunity for the earlier planting of other crops and for early spring feeding. It is rust-proof, cold-resistant and quite beardless and drills in the machine better than Appler.

You should include Fulghum Oats in your order. Our seed is carefully cleaned and of the strongest vitality. Bus. \$1.50.

Miami, Fla., Oct. 28, 1916.

E. A. Martin Seed Co., Jacksonville, Fla.:

Gentlemen—A short while ago you kindly included in a shipment a sample of your White Bermuda Onion seed. I seeded it alongside other onion seed from northern seed houses. Your sample was the only one that came up; two pounds of seed from two other houses proved to be absolutely worthless, a big loss to me in different ways.

If you want garden profit sow our seeds.

For planting in Florida after Dec. 20th, we recommend the Florida Grown Burt Oats for best results.

DWARF ESSEX RAPE FOR WINTER FORAGE

In drill, 4 to 5 pounds to an acre; broadcast, 7 to 8 pounds. Lb. 25c, 5 to 10 lbs. 20c per lb., 15 lbs. 10c per lb.

Dwarf Essex Rape is a crop well suited to Florida conditions. It is excellent for feeding hogs, dairy cows, and sheep; as it will produce many tons of good nutritious feed per acre at a time of the year when green feeds are scarce. Throughout a large portion of the State, farmers and stockmen could, with advantage, grow more of the succulent forage crops for feeding stock during the autumn and winter months, when the supply of grass and other green forage is often limited. Such crops may usually be grown on land that has already produced an early maturing crop. One of the best of these succulent crops is perhaps dwarf Essex Rape—a plant closely related to the cabbage, turnip, and mustard.

A WINTER CROP

Rape is a forage crop that does not flourish in hot, dry weather; but in most parts of the State, especially in the center and south, rape grows well throughout the winter and suffers very little from the cold. It is considered that rape will stand as much as six to eight degrees of frost, with little or no injury. This, of course, depends upon the stage of growth; the young tender growth being more readily harmed than the more mature leaves and stalks. It is not at all likely that the weather will become cold enough to kill the roots, even if the tops should be frozen down. In the latter case, the plants will soon shoot up again and produce a good crop.

THE SOIL FOR RAPE

Rape does well on nearly all kinds of soil; but, like many other crops, the better the soil the larger the yield. An old vegetable field would be a remarkably good location, and would require the addition of only a small amount of fertilizer. For the best results, rape should be planted on a rich, moist loamy soil. It will usually do well on any but light sandy soils or stiff clays, such as soils being deficient in vegetable matter. Any soils that will produce good crops of vegetables, will also give good yields of rape. It is also well adapted to newly-cleared woodland.

FERTILIZERS


Almost any good vegetable fertilizer, containing about 6 per cent of ammonia, 7 per cent of phosphoric acid and 8 per cent of potash, applied at the rate of from 200 to 700 pounds per acre, will be found to give good results. The larger amount would be applied on poorer lands, and the lesser amount on the richer soils.

PREPARATION OF SOIL

Too much attention cannot be given to the preparation of the field for this crop. Thorough preparation of the field is the secret of successful farming, whether in Florida or elsewhere. Such preparation of the field will not only reduce the after cultivation by half, but it will also conserve a large amount of soil water, which would otherwise be lost by running off or by evaporation. A good fourteen or sixteen-inch two-horse plow is the best implement to use in preparing the field for seeding. With the plow, all trash and litter can be buried; for the more vegetable matter we can get into the soil, the more fertility we add to it, and the more its water-holding capacity is increased. The plowing should be fairly deep—about four to six inches. If the land is rough after plowing, the disc harrow is needed. In using the disc harrow, it is best to lap the width of the harrow each time, since the surface of the soil will then be kept level, which otherwise would be ridged. It is well to harrow with a toothed harrow after using the disc, so as to get the surface in the best tilth.

HOW TO PLANT

Rape may be planted in drills or sown broadcast. If the ground is badly infested with seeds



Grazing in Rape Field.

of noxious weeds, it will be better to plant in drills and give some cultivation. Rape is rather a slow grower at first, but after reaching the height of three or four inches, it grows rapidly. If planted in drills, the drills should not be more than two feet or two and a half feet apart. We think that more satisfactory results will be obtained if it is planted in drills, for the following reasons: First, there is less waste when pastured, as stock naturally walk between the rows, and so do not trample as many plants or leaves under foot. Second, less seed is required. Third, drilling permits cultivation, insuring larger yields. The amount of seed required per acre will vary from three to five pounds, according as it is planted in drills or sown broadcast.

The seed may be sown at any time from the fifteenth of September to the fifteenth of December. The farmers of West Florida will find it best to plant during the latter part of September, while those of Central and South Florida can plant later in the season.

HOW TO FEED RAPE

Stock may be turned into the field and allowed to pasture on the rape, or it may be cut and fed to them. With the latter method much larger yields will be secured, if care is taken in cutting. If cut so as to leave the stubs five to six inches high, a second—and under favorable conditions, a third—crop may be secured. If pastured, some care must be exercised at first, until the stock become accustomed to it. When cattle are first allowed to pasture on rape, there is danger of bloating; but this can be easily avoided by feeding the animals a little hay or grain, just before turning them on the rape. In other words, do not turn the stock on the rape to pasture when they are hungry. When first turned on to pasture, let them graze for only a few minutes the first day—say ten or fifteen minutes; the second day allow them a few minutes more, and so on, until they become accustomed to rape. Another difficulty found in pasturing cows on rape is that it may cause a disagreeable taint in the milk. This may be overcome by using a little care and judgment in feeding. If the cows are allowed to pasture on the rape for about an hour just before and after milking, and at no other time, very little, if any, difficulty will be found.

YIELD PER ACRE

Rape has shown yields of from 27,200 to 33,296 pounds per acre. Many of the Northern States report yields of thirty to fifty tons of green forage per acre. No doubt there is plenty of land in Florida capable of giving equally good returns.



Five-acre Field of Dasheen as it appears in October

THE DASHEEN, A ROOT CROP FOR THE SOUTH

Used as a table food and as an exceptional hog feed.

RESULTS OBTAINED IN CULTIVATION

The first marked success in the experimental growing of dasheens in this country was in 1909 in South Carolina. Forty bushels were harvested from one-tenth of an acre. The next year the propagation of the dasheen was begun at the Plant Introduction Field Station, Brooksville, Fla., but it was not until the season of 1912 that a crop large enough for a wide distribution was raised. Seven acres were grown that season, though more than 2 acres of this were on what proved to be very unsuitable land. The clay subsoil came almost to the surface in many places and in others formed "pockets," which held the excessive rainfall, to the detriment of the plants. A total yield of about 1,200 bushels was obtained.

The results for the year 1913 at the Brooksville station were much better than for the preceding year. The yield of dasheens was about 1,400 bushels from slightly less than 5 acres, or an average of 296 bushels per acre. Several co-operators in Louisiana and Florida reported weights of 18 to 22 pounds of dasheens from single hills.

Uses

The corms, which sometimes reach a weight of more than 6 pounds each, are usually of a quality fully equal to the tubers and are excellent when baked, though occasionally one is found that, even when thoroughly cooked, proves a little too firm to be palatable. It is believed, however, that this undesirable character can be eliminated by using for planting tubers from such plants only as produce corms of satisfactory quality.

The corms may be converted into flour, which can be made into soups and gruels. Dasheen flour when used with wheat or rye flour makes most delicious griddlecakes, biscuits and bread. The griddlecakes do not become heavy by standing. Some 3,000 pounds of flour were produced during the season of 1912-13 from 200 bushels of corms and tubers. This flour was used experimentally by co-operators in cooking and baking.

Dasheen corms may also be forced with bottom heat in a greenhouse, and the blanched shoots, by special cooking to remove the acidity, may be used like asparagus. The shoots are very tender and have a delicate flavor, suggestive of mushrooms. There are probably few plants so well suited for forcing purposes as the dasheen. Experiments carried on at

the greenhouses of the Department of Agriculture at Washington in 1912 and in those of the Battle Creek Sanitarium at Battle Creek, Mich., early in 1913 indicate that five to eight crops of these delicate shoots can be harvested.

Cultural Requirements

The dasheen requires rich, sandy soil, very moist but well drained. The plant will not be greatly injured by occasional flooding for a short period. Such lands as the so-called hammock lands of Florida are especially adapted for the cultivation of this crop.

Tubers of 3 to 5 ounces in weight are preferable for planting. For field culture the tubers, unless very small or very large, are planted, singly and entire, not more than 2 to 3 inches deep in hills 3 feet apart, the distance between rows being 4 feet. This will permit horse cultivation. In cultivating during the summer the soil should be gradually drawn to the plants and the ground kept free from weeds; they usually require little cultivation after becoming large enough to shade the ground. Well-grown plants will reach a height of 4½ to 6 feet or more by midsummer. Mulching, where practicable, will help to conserve the soil moisture and keep down weeds.

The crop matures in about seven months. It will sometimes prove advantageous in practically frost-free localities or where the roots can be protected to leave them in the ground until wanted for use or until spring.

Fertilizer

Experiments made at the Porto Rico Agricultural Experiment Station indicate that ordinary stable manure is better suited than commercial fertilizer for use in growing dasheens and other plants of this kind. Where there is a deficiency of potash in the soil, however, as in most of the sandy soils of the South, and especially where stable manure is not available, a fertilizer containing 10 to 12 per cent of potash should be applied. From 600 to 1,000 pounds to the acre may be used, the quantity depending upon the state of fertility of the soil. The fertilizer should be applied within a few weeks after planting, and a second application may be desirable in midsummer in some instances.

Conclusions

From the interest that has already developed among southern farmers who have become even slightly acquainted with the dasheen, it seems probable that this crop is destined to be of great importance to this section of the country.

DASHEEN

* (Continued from previous page.)

Dasheen.—Approved by U. S. Department of Agriculture as a substitute for Irish potatoes. Are more nutritious, far more productive. Baked, are better than Irish potatoes. Cook in a dozen different ways. Get Dasheen Bulletin from Agricultural Department at Washington. *Two hundred to four hundred bushels per acre. Crop matures in seven months. Store and keep like Irish potatoes. They keep twice as well. Forty-five to fifty pounds to one bushel. Have a sweet, nutty flavor. Gather about November 1st. Plant four feet by two feet; plant whole bulb March or April in well drained damp rich land, and cultivate. In large use now in Florida and Southern Alabama. The whole World eats practically as much Dasheen as it does Irish potatoes. The bulbs weigh from one to one and a half pounds. Only grown on moist bottom land.

Will produce fifteen to eighteen tubers per hill (almost one peck), some four inches in diameter. Plant grows five to six feet, produces immense elephant ears and largely ornamental. **Price, peck, 75c; bushel, \$2.50; 5 bushels, \$2.25 per bushel.**


YELLOW MILO MAIZE

This makes a thick, succulent growth of forage, very nutritious and of splendid milk-producing qualities. This, like the sorghums, can be cut over two or three times, where it is desired to cut it for green forage. Also makes excellent ensilage, or can be cured same as other sorghums. **Lb. 25 cts. postpaid. 5 lbs., 90 cts. postpaid.**

ITALIAN RYE GRASS

Sow from 6 to 8 bushels per acre for lawns.

One of the most valuable grasses for fall planting, a quick grower, an annual, dying out the first summer. It is used mostly in Florida as a lawn grass, and makes one of the quickest growths that can be planted. It is generally sown over Bermuda or other lawn grass and will make a green lawn till spring. We are selling a great quantity of this each season, and the sale is steadily increasing. **Bus. \$2.00.**



Field of White Kaffir Corn.

RYE

Sow at the rate of from 1 1-2 to 2 bushels to an acre.

Florida.—There is no other Rye except that grown in the South that will give satisfactory results. Northern Rye, when planted here, trails on the ground and does not stand upright, as it should. Our **Florida Rye** is grown in the northern part of this state by responsible growers. We advise the use of Florida Rye. **Qt. — cts., pk. \$ — bus. \$ — Sold out.**

Georgia, or Southern Rye.—This Rye is sown mostly for pastures. It grows tall, does not lie down and run on the ground, as do the northern and western Ryes in this climate. We sell a great quantity of the Georgia Rye every year. It will not grow so tall nor head up for cutting like the Florida Rye. We recommend this for poultry-raisers. **Qt. 25 cts., pk. 75 cts., bus. \$2.50.**

WINTER BARLEY

Makes more leafy growth than rye, wheat or oats. Excellent pasture for winter and early spring, as it can be grazed without injury. Sow at rate of 1 1-2 to 2 bushels per acre during fall or early winter. **Pk. 75 cts., bus. \$2.50.**

Our seeds are true to name and quality.

SAND OR WINTER VETCH

If wanted by mail, add for postage.

The Sand Vetch is one of our most valuable forage plants—in fact, the most valuable of all to furnish green forage in winter. It is in general use in this section by dairymen. It is a nutritious feed, fattening and, at the same time, largely increases the flow of milk. Vetch should be sown from August to December at the rate of thirty to forty pounds per acre, with three-quarters to one bushel of rye or winter oats. Vetch is a trailing plant and needs something like rye, oats or wheat to support it, holding it well off the ground and making it easier to harvest and cure. **Lb. 25 cts., 5 lbs. 23 cts., 10 lbs. and over 20 cts.**

KAFIR CORN

The grain makes most nutritious feed, and can be used for both stock and poultry. Kafir Corn is of vigorous growth and can be cut twice during the season if desired for fodder, and will be found most nutritious and very fattening. When used by itself, use from three-quarters to one bushel per acre, broadcast. It can be sown in connection with cowpeas broadcast at the rate of a peck of Kafir Corn to a bushel of cowpeas at the acre. **Lb. 25 cts. postpaid; pk. 75 cts.; bu., \$2.50.**

ORDER NOW
need them.

Don't delay your seed order, as it is better to have seeds on hand weeks ahead ready to start planting at the proper time rather than wait one day when you



**FIELD OF
EARLY
AMBER
SORGHUM**



SORGHUM

The Sorghums will make a larger yield in the same length of time than any other forage crop. The use of Sorghum as a forage crop has increased very rapidly in the past few years. There is no food that is more nutritious, or more greatly relished by cattle, and it should be one of the staple crops of every southern farmer. It also makes an excellent green feed. It can be cut two or three times during a season, yielding two or three crops from one seeding. Sorghum will stand dry weather much better than millet, and is a much surer and larger yielding crop, although not quite so easy to cure for dry feed. For forage purposes, sow thickly at the rate of one to one and one-half bushels per acre, or for sorghum, sow in drills at the rate of one peck per acre.

Early Amber.—Furnishes a large yield of most nutritive forage, which can be fed either green or cured, and will yield two or three cuttings a year, stooling out thicker each time it is cut. It grows 10 to 12 feet high. Sow broadcast for forage at the rate of one to one and a half bushels per acre. When sown in drills, sow at the rate of one peck per acre in drills $3\frac{1}{2}$ to 4 feet apart. **Lb. 25 cts. postpaid; pk. 75 cts.** Write for prices on larger quantities.

MILLET

Write for prices in quantity.

Makes a splendid continuous cutting forage crop.

Pearl, or Cat-Tall.—The enormous yields which are continuously cut four or five times during the season are used for both green and dry feeding, and, as it yields so largely, it is very highly prized. It grows from 10 to 12 feet high, but cutting should commence when a height of $2\frac{1}{2}$ to 3 feet is attained. After being cut it will stool out enormously, becoming much thicker, makes a rapid growth, and will afford three or four large cuttings during the season. It is very nutritious and is relished by all kinds of stock. If sown broadcast, twenty to thirty pounds should be used, but quicker growth and more frequent cuttings will be obtained if sown five pounds per acre in drills 3 feet apart and cultivated occasionally. **Lb. 25 cts. postpaid; 5 to 10 lbs. 15 cts. not postpaid.**

German.—Choice Southern. The true German Millet, when properly grown and handled, makes an enormous yield of most nutritious feed, and without impoverishing the soil to any great extent. Sow thickly, about one bushel per acre, and cut while it is in bloom, before the seed hardens in the head. Sow when the weather gets warm. Two crops can be seeded and grown during the summer on the same land. **Bu. \$2.50; Lb. 25 cts. postpaid.**

JAPANESE SUGAR CANE

About 33,000 Joints to Plant an Acre.

This cane is a perennial, lasting for many years from one planting. It is the hardiest and most prolific of all the varieties, standing 10 degrees more cold than other varieties without injury and yielding double the tonnage per acre that other cane makes or more.

It succeeds well on high, dry, sandy land and yields from 20 to 75 tons green forage per acre, which, when fed in connection with Kudzu, makes as near a balanced ration, perhaps as is possible to get together on any farm.

Cane products subject to prior sale. **100 joints or eyes, \$1.25; 1,000 joints, \$6.00; 10,000 joints or more, \$2.50 per 1,000.**



Field of German Millet.

RHODES GRASS

Rhodes Grass, scientifically known as *Chloris gayana*, is a good hay and pasture grass and does very well on good farm lands. It stands droughts very well. It is better adapted to truck than to cotton lands.

The earliest record that we find of the grass in this country is in 1902, when Dr. David G. Fairchild, Agricultural Explorer, secured a bag of the seed in South Africa. It was then attracting a great deal of attention in that country.

TIME OF SEEDING

Experience with it in Florida indicates that April and May in the spring, or October and November in the fall, would be the most favorable times for seeding in Northern Florida. This same time would probably suit Central and Southern Florida as well as any other time of the year. The seed should be sown in a seed bed thoroughly prepared, and covered very lightly. It must, however, be in contact with moist soil to germinate readily. Under favorable conditions germination will take place in about three days, and the seedlings may be expected to show themselves above ground in a week.


With good seed; 10 lbs. to the acre will be sufficient for a good stand.

PREPARATION OF THE LAND

Rhodes Grass seed is very small, consequently the seedlings will be quite weak, so that the land should be prepared with great thoroughness. It should be broken up as deeply as for any other farm crop, then worked perfectly smooth with the harrow and the seed sown. After the seed has been sown it will be found advantageous to run a roller or some other similar farm implement over the soil to compact the surface and cause the seed to come in close contact with moist soil.

CROP

The amount of hay that can be made per acre of Rhodes Grass varies from a fraction of a ton up to 4 or 5 tons, but one should be satisfied with 3 or 4 tons on land that is considered good for general cropping purposes. It will not need re-seeding for several years. A considerable amount of hay can be made in the summer from seed sown in the spring. The first cutting will come off during the rainy portion of the year and one or two mowings later when the dry weather has set in. It grows continuously throughout the year if not injured by heavy frosts. It makes a good grazing grass and is equally good for hay purposes. Its nutritive value runs about the same as crab grass or timothy. Price, per lb. \$1.00; 5-lb. lots and over, 75 cts. lb. Write for special prices in large quantities.



Heads of Egyptian Wheat.

EGYPTIAN WHEAT

Plant in rows 3 feet apart, 10 lbs. to the acre, or broadcast 30 lbs. per acre.

A new grain which is creating quite a sensation in the South and West. A letter from one of our Florida customers stated that this, when planted early in the season, produces two crops of seed and forage from one planting, and states that for flour, feed and grain it will equal anything in the United States, while for chickens, hogs, sheep or horses it at all times takes the place of corn. This Shallow Egyptian Wheat should be planted at the same time as sorghum or kafir corn, and planted in drills 18 inches apart. It stools out after the first cutting, producing the second growth equally as good as the first. In harvesting the seed, the tops are cut off and cured in a dry place and threshed out. For forage the stalks can be mowed the same as grass. It starts its growth again very quickly after cutting, and will in favorable weather mature a second crop within about sixty days after the first cutting.

We recommend this new forage plant to our customers, believing that it will prove to be a most desirable plant, particularly as a forage plant and for raising a most desirable and nutritious grain for food for poultry and other stock. **Lb. 25 cts. postpaid. Write for price in quantity.**

TEOSINTE

Sow in drills 3½ to 4 feet apart; sow at the rate of from 3 to 4 pounds per acre.

Enormous-yielding continuous-cutting forage crop. We strongly recommend this to be generally sown, as it will furnish a continuous daily supply of nutritious green food for horses and all kinds of cattle all through the summer. It also makes splendid dry fodder, yielding enormously and being more nutritious and even better relished by all kinds of stock than corn fodder. In appearance it somewhat resembles Indian corn, but the leaves are much larger and broader and the stalks contain sweeter sap. It stools out enormously after being cut. **Lb. \$1.00 postpaid.**

SOJA, OR SOY BEAN

Soja or Soy Beans should be planted as soon as the ground is well warmed. They withstand drought to an extraordinary degree and never fail to produce a crop. One-third to one-half bushel of seed is planted per acre, with a drill preferably three or four inches apart in row and rows 30 inches apart.

Yellow Soja, or Soy Bean.—Heavily podded with seed, and yielding 6 to 8 tons per acre. It is a variety either for feeding green, or for silo, being a plant rich in nitrogen. It is unsurpassed as a soil-improving crop. **Price on application.**

Our Seeds are best. Best Seeds always grow.



Field of Soy Beans.

KENTUCKY BLUE GRASS

It is rather sensitive to heat, but not so to cold weather, and on this account does its best in the fall, winter and spring. It grows slowly at first, forms a very compact turf, making a fine pasturage when once established. It is much the best, however, to combine other grasses with it for either lawn or pasturage. Sow in the spring or fall. Lb. 75 cts.

NATAL GRASS

This grass (*Tricholaena rosea*) is an annual grass from South Africa, which is now commonly grown in many tropical and semi-tropical countries. Sometimes it is called "Australian Redtop," or "Hawaiian Redtop," but is not related to the true redtop. It was introduced into Florida some twenty years ago. It is now grown in Marion, Lake, Sumter, Orange and Polk counties, and to some extent in all parts of South Florida.

Natal grass is sometimes confused with Rhodes grass. However, there is no likeness between the two, except that they are both of African origin. In the Natal grass the seeds are borne in loose pink downy branching sprays, the color of which fades to almost white when the seed is matured.

Natal grass makes its best growth on any good vegetable land. It will grow on quite sandy soil, but will not produce as good yields as it will on the better soils.

The preparation of the seed bed for Natal grass is similar to that for any other cultivated crop. It is not necessary to prepare a deep seed bed, but it is essential to see that the surface is well pulverized. Plow the land broadcast" to a depth of four to six inches. Then prepare the seed bed by the use of the harrow. If the surface is rough, it may be necessary to harrow the field several times. The tooth harrow or the Acme harrow are two good implements that can be used to advantage for this work.


The seed may be sown broadcast, or it can be planted in rows eight or ten inches apart. The seed is very light and fluffy and it is difficult to scatter it uniformly over the surface of the soil. This, however, can be overcome to a considerable extent if the seed is mixed with moist sand. If the sand is made too wet it will not be possible to get an even distribution. It will require ten to fourteen pounds of seed to plant an acre. It will always be found best to use a liberal quantity of seed, so as to get a good stand.

Care should be taken not to cover the seed too deeply. If the seed is covered too deeply a poor stand is likely to be the result. The seeds are very small, and it is not possible for it to come through a heavy covering of soil.

Natal grass seed is widely distributed by the wind, and it may come up from seed in cultivated fields or elsewhere like crab grass. It is more or less winter-killed in central Florida, but farther south, or in warm winters, it may live over from one season to the next. There should be no fear of it becoming a pest in cultivated fields, for it can be eradicated without difficulty. It ripens seed uniformly, so if it is made into hay just before it blooms, no seeds will be scattered, and next year there will be little or no Natal grass in that field.

If the seed is sown about May 1, the first crop of hay will be ready for harvesting about July 15. Natal grass requires about eighty to eighty-five days from seeding to maturity under favorable conditions.

The average yield of hay per acre at the experiment station during the past four years has been about one and a quarter tons. The heaviest yield of hay during one season was 2.6 tons per acre, this being the yield of two cuttings. The soil upon which it was grown is what is classed as high pine land, such as would produce 15 to 20 bushels of corn per acre. Price, 75 cts per lb. 5-lb. lots 65 cts. per lb. 10-lb. lots 60 cts. per lb. postpaid. Will be pleased to quote prices in larger quantities.



SUDAN GRASS

This new introduction has been very generally sown all throughout the country the past year. It is proving a remarkable success wherever it has been sown, and is destined to become one of the standard summer grass and forage crops, and that it will largely supersede millet and other summer forage crops is confidently predicted. Millet only produces one crop a year; Sudan Grass will produce two or three good cuttings each season, and cures up splendidly, making a most nutritious and desirable forage or hay crop. From our own and our customers' experience, we strongly recommend liberal seedings of this grass everywhere that a summer forage or grass crop is desired. It is unquestionably a great hay-producing crop, both in quality and yield.

SOWING THE SEED.—The seed should not be sown until the ground and weather become warm, in this section not earlier than the middle of March. Can be sown either in drills from 18 inches to two feet apart at the rate of about 10 lbs. per acre, and cultivated, or can be broadcasted or drilled thickly at the rate of 25 to 30 lbs. per acre.

The hay should be cut as soon as the grass is fully headed, and early cuttings are especially advisable where more cuttings per season are expected. The grass can be cut with a mower, the same as other grasses. Sudan Grass stools out thickly after the first cutting, and makes a thicker growth for the second and third cuttings than for the first cutting.

Sudan Grass is an annual, and requires to be sown each season.

Pkt. 10 cts.; pound 50 cts.

Write for prices on large quantities.

Write us for delivered prices. We want you to write us for delivery prices when you are ready to buy in quantities. We can often save you money. We are always glad to show you the cost delivered at your station.

BERMUDA GRASS

One of the most valuable pasture grasses.

Sow at the rate of 7 or 8 pounds per acre.

This is a most valuable perennial pasturage grass all through the South, and also produces good yields of hay. It is very well adapted to light soils, and in some sections of the South is the only pasturage grass that will make a good sod on this class of soil. It also does very well on clay and loamy soils. It is rather late in starting in the spring, but stands hot, dry weather remarkably well, making a most valuable summer pasturage grass. It will furnish more summer pasturage during hot, dry spells than any other grass we have ever had experience with. It is rather difficult to eradicate when once established, but this is also a strong recommendation wherever permanent grass is desired. Provided proper methods are used, however, Bermuda Grass land can easily, if desired, be planted in other crops, the only requirement being that the Bermuda Grass sod be deeply plowed and thoroughly inverted, so as to give the crops that are planted on same a good start, when the shade from these will prevent the Bermuda Grass from growing. Lb. \$1.00 postpaid. Special prices on larger quantities.

ALFALFA, or LUCERNE

Sow broadcast from 25 to 30 pounds per acre.

The acreage devoted to Alfalfa is increasing very rapidly all through the southern and middle states; as wherever it succeeds, it proves very convincingly its value as one of the most profitable and satisfactory crops that can be grown on the farm. Alfalfa will do well on any good loamy soil, but the land must be well and thoroughly prepared and contain plenty of vegetable matter or be well enriched by the liberal application of well-rotted stable manure. A heavy application of lime is also of decided benefit. It is also decidedly preferable to sow it on land that has a porous or gravelly subsoil that the roots can penetrate. Alfalfa is a deep-rooting plant and will give best results on soils of this character. Lb. 40 cts. postpaid. Write for prices in large quantities.

CLOVER SEED

White.—Well known. It forms a thick, close turf, is excellent to sow for pastures, especially on sandy soils, and should enter into the composition of all lawn mixtures. Alone, it requires four to six pounds per acre; in mixture, from one to two pounds. Lb. 75 cts. postpaid.

Crimson.—Recommended for fall seeding and should be more largely used in the southern states. Produces an excellent hay and fine winter pasture. This is one of the finest of all soil-improving crops. Sow at the rate of 12 to 15 pounds per acre. Per lb. 25 cts., 5 lbs. 20 cts. For larger quantity write.

Burr Clover.—Sold in burrs unulled. A perennial legume. Plant two bushels per acre. Sow July to last of November. Smoothly harrow land and cover only one-third inch in depth. It is better to plant on thoroughly plowed ground and level and sow the burrs directly on top of the land. Our Burr Clover is all fresh. Burr Clover in the burr will not come up if plowed under; and if on account of a dry season there is not sufficient moisture to wet the seed in the burr, they will not come up. Incorrect planting and bad seasons so often prevent germination that we refuse in any wise to become responsible for the crop. All our seeds are tested, but if you do not accept seed without a guaranteed crop on our part, kindly return them. Sprouts with fall rains and matures about May 20th. If cut or grazed, maturity is June 10th. When seeds ripen, plant land in corn or cotton, etc. For cattle and hogs scatter seed in corn late in summer, harrowing over with "Joe Harrow;" comes up in October. Turn cattle and hogs in in winter up to April 1st, and then let it go to seed. Furnishes immense grazing for cattle, sheep and hogs in winter. Makes fine hay. Poor clay land planted in Burr Clover will increase fertility yearly. One planting lasts a lifetime. Burr Clover and Bermuda Grass make a splendid combina-

tion for pasture or lawn, which is green all the year. Sow Burr Clover (5 to 6 seeds are in each burr) in September or October by running a disc over the Bermuda sod, then sow Burr Clover and drag the land, or sow directly on top of Bermuda sod. In sensational and tremendous demand throughout the South. Burrs carry inoculation. This is fine for a winter pasture and cover crop. It seeds and dies in May or June, and will come again in the fall. In the burr, price per lb. 25 cts., bu. \$2.00.
 Recleaned 40 cts. postpaid.

BROOM CORN

Improved Evergreen.—The best variety for cultivation, on account of color and quality of brush; ripens very early, grows about 8 or 10 feet high, brush of good length, fine and straight and always of green appearance when ripe. In diversifying your crops, you will find this a good and profitable crop to try, for much interest is being manifested by southern farmers in the growth of broom corn brush for the market. Parties who have made the experiment report a very profitable business, as there is unlimited demand for good brush at a very high price. To grow broom corn successfully, the ground should be rich and well prepared. Plant seed in rows 3 feet apart by 18 inches. The plants should be cultivated as soon as they are out of the ground. Harvesting should be done when the seed is in a soft, milky condition. Plant 10 to 15 pounds to an acre. Price per lb. 25 cts. postpaid.

Write for prices in larger quantities.

MAMMOTH RUSSIAN SUNFLOWER

The best variety for the farmer. Makes heads nearly double the size of the common kind, and makes a much larger yield of seed. Will yield, under favorable conditions, 40 to 60 bushels to the acre, and yields of as high as 125 bushels have been reported under exceptionally favorable conditions. It is highly recommended for poultry and is the best egg-producing food known, and the leaves make excellent fodder, relished by all kinds of stock. The seed is a good food for horses. It is claimed in some sections that the growth of the Sunflower near the house acts as a preventive of malaria. Qt. 30 cts. postpaid, 1 lb. 25 cts., 5 lbs. 20 cts., 10 lbs. 15 cts. not postpaid.

CHUFAS


Hognut; Ground Almond. Perennial.

They are an excellent hog food. Chickens and turkeys are also especially fond of them, so that a crop, when grown, can be fed to both poultry and hogs. The flesh of the Chufa is especially juicy and delicious. Be sure and get supply in January. Demand always consumes supply before April 1. Plant one peck per acre as late as June; soak seed a week. Plant 12 inches apart in rows 2½ feet apart; do not bed or hill up; give two plowings and hoeings. If you get a bad stand, pull out shoots from growing plants and plant and use these. Grow just under the surface like all grass nuts. Mature in October and lie in ground till eaten. Grow best on well-manured, sandy soil. Peck \$1.25, bu. \$4.50.

JAPANESE BUCKWHEAT

Entirely distinct from all other varieties. It has the advantage of remaining for some time in bloom, and produces seed earlier. It resists drought and blight very well. The seed is rich dark brown in color and larger than Silver Hull. As much as forty bushels to the acre has been harvested of this variety, making it very profitable to raise. Lb. 20 cts. postpaid, bu. \$2.75.

Year after year the same gardeners have bought from us. Our reputation has been built on furnishing "Seeds that Grow."



Plant of Spanish Peanuts.

SPANISH PEANUTS

1 1-2 bushels of unshelled Peanuts will plant an acre.

In addition to their value for growing for the nuts, these are very largely used as a forage and fattening crop for hogs and other stock. They are early to mature, very productive, and, in the South, where they can be planted, two crops can be made in a year, the tops making a hay crop and the nuts a grain crop. In harvesting, the nuts hang to the vine, and the tops and nuts are fed together to hogs, cows and horses as a whole grain ration. Spanish Peanuts grow in more compact form than the Virginia Peanuts, making it possible to grow them closer, making the cultivation easier also. The nuts are produced closer in a bunch, making them easy to save. While the nuts are smaller, they are very much sweeter and of finer flavor than the larger sorts, and the "pops" so common in large varieties are seldom found in the Spanish. These and Chufas are two of the best crops in the South for fattening hogs, and no Southern farm, where stock is raised, should be without them. **Price on application.**

VIRGINIA AND NORTH CAROLINA PEANUTS

These are larger than the Spanish. In size, Virginias are large; North Carolina, medium; Spanish, small. Often used for parching. We are large contractors. **Price on application.**

HOG GOOBERS

This is one of the greatest hog feeds there is. Comes in pods like peanuts, except that the pods are single; are very large—as large as the end of your thumb. Pods are thick on vines, peas inside are single. It is a hog crop; the taste of the pea is somewhat between that of the peanut and the field pea. They will not sprout in the ground, but they will remain there all winter. Average yield,

fifty to seventy-five bushels per acre. They are generally planted in drills about 8 to 10 inches apart, and are planted with hull on, though they can be planted same as peanuts. It will take about 3 pecks to plant an acre, if drilled in rows about 3 feet apart. Write for prices in quantities. **1 lb. 25c postpaid, 5 lb. lots 20c per lb. not postpaid, 10 lb. lots 15c per lb. not postpaid.**

GIANT BEGGARWEED, or FLORIDA CLOVER

Broadcast, 10 to 12 lbs. to an acre.

A crop of immense value for restoring fertility to worn-out or depleted soils. On sandy lands of the Southern states it is probably the most valuable forage plant which can be sown, besides being of immense benefit to the soil. Its growth is immense, sometimes attaining a height of 6 feet; is densely covered with leaves; yields both hay and pasturage abundantly, and is of high nutritive value, many farmers estimating its feeding value equal to clover. Sow any time after frost; if in drills, 3 feet apart, three to four pounds per acre, or broadcast, ten to twelve pounds per acre; covering 1 to 2 inches. If cut when 2 feet high, either for hay or green food, it will branch out from the roots, producing successive crops. **Lb. 50c postpaid. Write for special price on large quantities.**

RICE

Our sales have doubled on Rice in the past two seasons.

Upland Rice.—Very popular crop. Should be cultivated on every farm in the South. Several years' experience has demonstrated the fact that Rice can be as successfully grown on high lands as elsewhere. **Pk. \$1.00; bu. \$3.00.**

Directions for Planting Upland Rice.—On lands that hold moisture well, plant anywhere. On dry or sandy land, Rice is planted in the low places. Prepare the land and cultivate as for corn, except the rows are only 22 to 24 inches apart, so that one furrow in each middle, with an 18-inch sweep, usually suffices for a working, and the hills just far enough so it can be hoed. Plant early in April. Furrows are opened and the seed covered in any way most convenient at the time, just so the seeds get a little dirt over them. Drop fifteen or twenty seeds in each hill and leave all that come up. Cultivate for moisture and to keep down grass and weeds until Rice begins to head. Ripens last of August or early in September. Color tells when ripe.

Lowland Rice. Pk. \$1.00; bu. \$3.00.

COMBINE PROFIT AND PLEASURE

As a paying proposition, as well as a most enjoyable pastime, a vegetable garden should be considered, for 50c worth of seed will not only supply a good-sized family with vegetables the entire spring and summer, but leaves a surplus that may be sold at a good market price.

Much is being written every day in magazines and newspapers upon the advisability of reducing the cost of living. In no way can it be better accomplished than by clearing up the waste places on the farm and in the garden and planting them with vegetables. A few cents expended in seeds, an hour or two of labor each week, will give surprising results. Even the back yard of a city or suburban residence can be transformed into a productive source of supply for the family.

ORDER EARLY

You can't grow the best unless you plant the best. Our seeds cost little or no more than other seeds.

VELVET BEANS

A few years ago we only had one variety of Velvet Bean, the late speckled. We now have several varieties. We consider that the Late Speckled Velvet Bean, 100 day Speckled Velvet Bean and the Chinese Velvet Bean are the leading varieties. We will have these. Write us for prices. We are headquarters for Velvet Beans. Write us for prices on all varieties of Velvet Beans.

The Popular Forage and Soil-Producing Plant.

If planted in drills, 1½ pecks to an acre; broadcast, 1 bushel to an acre.

Makes an Enormous Growth for Forage—The Cheapest and Best Soil Improver—Also Makes Splendid Nutritious Fall and Winter Grazing.

Velvet Beans make an enormous growth of vines; greater, in fact, than any other known forage plant, in the same length of time, far surpassing the cow-pea in yield. Velvet Beans are usually planted in rows four to five feet apart, at the rate of about half a bushel per acre. As a soil improver they are considered superior to cow-peas, as they make so much larger growth and so much heavier amount of foliage. The proportion of nitrogen contained in the vines is about the same as in cow-peas, as they make so much larger growth and so much heavier amount of foliage. The proportion of nitrogen contained in the vines is about the same as in cow-peas, and as the yield is so much greater, the total amounts of nitrogen and humus added to the soil are correspondingly larger. A crop of three tons will add much nitrogen to the soil as will a ton of cotton-seed meal, while the amount of humus will be three times as great.

Also makes splendid, nutritious fall and winter grazing.—In the South, Velvet Beans are used very largely for winter grazing, and for that purpose it is one of the best crops that can be grown on the light soils and in the long season of the Gulf Coast and Florida. The crop should be allowed to grow until December or until killed by frost, after which it can be grazed through the winter, as the vines, leaves and pods decay very slowly, and remain palatable a long time. Early in the year, the crop remaining on the ground is usually plowed under as a soil improver, and adds very materially to the condition and productiveness of the soil.

100-Day Velvet Beans.—This new Velvet Bean is creating a sensation wherever it is planted. It is the quickest-growing and earliest maturing of the Velvet Beans, and is well adapted for growing in districts further north than Velvet Beans ordinarily have been grown. It will succeed and mature from Virginia southward, and will make a large growth in more northerly sections, even where it does not mature the seed.

It makes a wonderful soil-improver and forage crop, and the best of grazing for cattle, and is, in our opinion, destined to very largely take the place of other Velvet Beans all thru the East and Middle South. **Pkt. 10 cts.; qt. 20 cts.; Write for prices on larger quantities.**

Florida Speckled Velvet Beans.—The kind most generally and largely grown. Makes a very strong growing vine; has dark purple flowers in short clusters. The beans nearly round in shape, and borne in a dark velvety pod about three inches in length. **Pkt. 10 cts.; qt. 25 cts. Write for prices in larger quantities.**

Chinese Velvet Beans.—This new velvet bean is rapidly coming into great popularity wherever it is grown, on account of its earlier maturity than the regular velvet bean. It makes even a ranker and larger growth of vines and leaves than the regular Speckled Velvet Bean, and is of more value for soil-improvement. It grows off vigorously from the start, and is better adapted for planting in more northerly districts than other kinds. The use of Velvet Beans, both as forage and grazing and soil-improving crops, is increasing everywhere, and the quicker growth of this variety will make Velvet Beans more generally planted than heretofore. **Price: 20 cts. per qt. Write for prices on larger quantities.**



Florida Speckled Velvet Beans. Vine 25 feet long and contains 100 pods.

GOURDS

One ounce will plant 25 hills.

Culture.—Gourds are tender annuals, and should not be planted until all danger of frost is over, and not less than 6 feet apart each way, in good, rich loam. Three plants in a hill will be sufficient to leave at the last hoeing.

Prices are by mail postpaid.

Dipper.—This, like the Sugar Trough, has a thin but hard shell, and can readily be made to serve useful purposes. **Pkt. 5c; oz. 20c.**

Fancy Varities Mixed.—This is a collection of the ornamental and fancy sorts, fine for shade and their unique fruits. **Pkt. 5c; oz. 20c.**

Japanese Nest-Egg.—Fruit small and creamy white; it exactly resembles the eggs of a hen. **Pkt. 5c; oz. 25c.**

Rag, or Dish-Cloth.—The peculiar interior of this is useful in the kitchen, when properly prepared; also a fine ornamental climber. **Pkt. 5c; oz. 25c.**

Sugar Trough.—These Gourds grow to hold from four to ten gallons; shells light, but very hard and durable, and are readily made into useful household utensils. **Pkt. 5c; oz. 20c.**

We give no warranty, express or implied, as to description, quality, productiveness, or any other matter of any seeds, bulbs or plants we send out, and we will not in any way be responsible for the crop. If the purchaser does not accept the goods on these terms, they are at once to be returned.

Wilson, Fla., Jan. 10, 1916.

Gentlemen—The seed potatoes you sent me are fine. Better than those—sent me.


Could you send me some more, should I need them, and what would the price be?

Yours truly,

Our seeds make better gardens. All tested for purity and vitality.

IRON AGE GARDEN AND FARM IMPLEMENTS

This line includes 38 or more styles and combinations from which every prospective purchaser can select just the equipment that suits his particular needs. Whether for market or home garden, seed farm, flower garden, or poultry yard, you can find here just what you want, and at a price you can pay.




No. 6 Drill and Wheel Hoe
 Price, \$15.00.


No. 6 COMBINED HILL AND DRILL SEEDER

Double and Single Wheel Hoe will do all of the necessary garden work; it opens its own furrow, sows seed accurately in continuous rows or in hills, 4 to 24 inches apart, covers the seed and packs the soil, and marks the next row, in one operation. Has 16-inch steel wheel, steel pipe frame, adjustable handles for height and can be changed in a few minutes to the wheel hoe form, either with one or two wheels. In this form it is known as **No. 1 Double and Single Wheel Hoe** and can be used astride young plants or between the rows, for hoeing, cultivating, weeding, ridging growing crops, opening furrows

and covering them etc. Can be purchased in either form. Also, attachments can be added for special work.



No. 1 Double and Single Wheel Hoe
 Price, \$8.75.



No. 19-C Wheel Cultivator Price, \$4.50.

No. 19 C WHEEL CULTIVATOR

Has a 24-inch steel wheel, a set of three cultivating teeth, two single teeth for work in narrow rows, a scuffle hoe for weeding, and a landside plow. A very practical tool for small gardens and market gardeners can use several to advantage.

THE ADVANCE FERTILIZER AND SEED DISTRIBUTOR

Hopper holds 18 quarts and is lined at the bottom with galvanized iron that won't rust. Distributes thoroughly. Good for drilling corn, peas and beans.


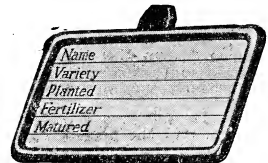


Fig. 56. Advance Drill. Price, \$8.50.



HORTICULTURAL ROW INDEX.

Japanned steel frame. Steel standard 3 lengths Mica label protector. Card label, 2 5-8x1 3-4.

Prices.
 8-in...\$0.14
 18-in... .15
 24-in... .16

HAMMOND'S SLUG SHOT

Used from Ocean to Ocean for 36 Years



SLUG SHOT is an Insecticide to destroy Potato Slugs and Cabbage Worms on Cabbage and similar plants, and certain Worms on Currants, Tomatoes and Egg Plants; Flea Beetles, Striped Cucumber Beetles and similar leaf-eating Insects; certain Slugs and Caterpillars on trees and bushes.

SLUG SHOT kills many Injurious Insects without injury to the Foliage.

No article on the face of the earth can hold a market year in and year out for a third of a century unless it has intrinsic merit. Hammond's SLUG SHOT has done that.

DIRECTIONS FOR USING—Hammond's SLUG SHOT, when used upon the tender plants of Melons, Lima Beans and Cucumbers, should be dusted lightly. Our tin Dusters are made with finest perforated tin. For use on Asters, Roses and Flowering Plants or Shrubs, apply with Bellows. Sold by Seedsmen and Merchants everywhere.

If You Want Cabbage Free From Worms, Use Hammonds Slug Shot

How to Destroy Cabbage Worms.—Slug Shot can be used lightly or heavily and the cabbage suffers no harm. The cabbage forms its head by interior growth; it throws off its earlier and outside leaves, and no dust can enfold within its head. Apply **Slug Shot** with a duster (see illustration), sieve it over the plants or full grown cabbages. The powder is very fine and goes a long way in field or garden.

POPULAR PACKAGES OF SLUG SHOT.

For gardeners' use **SLUG SHOT** is put up in kegs holding 125 pounds net, and in barrels containing 250 pounds net. In each of these packages is packed one ½-gallon tin Duster. Then there are general service packages, 5 and 10 lbs. each; also the 1-lb. carton or tin canister, each with perforated top. These are useful for small dooryards, poultry or house plants. The packages retail according to size, from 7c a pound upward. Our aim is to send out an efficient, safe article, at a price so low that every grower, large or small, can afford to use **SLUG SHOT**. 5-lb. pkg., 50c; 1-lb. can, 25c; 10-lb. pkg., 90c.

A WORD FROM TAMPA, FLORIDA.

Your **SLUG SHOT**, of which I have used quite a little, is certainly fine for killing Red Spider, Aphid, Cut Worms, etc. I do a little gardening after office hours and have a great many fine trees and shrubs on my home place. I used **SLUG SHOT** and it helps materially on Asters, Tomatoes, Chrysanthemums, etc. I have quite a little trouble with Mildew on Roses, and I would like to have about twenty-five pounds. We are troubled with the Mildew mostly in the Spring and Fall months. Our Roses are generally outdoor stock. Yours very truly,
(Signed) **HARRY PLAYER.**

Hammond's FRENCH BORDEAUX MIXTURE



FOR POTATOES, GRAPES, ROSES, APPLES, etc. In Fine Pulp Form. (See Trade Mark.) It is a superb article, ready to dilute for use. Works freely without clogging in any spraying machine. To be diluted 25 to 50 times in water.

This article is well made; THE EVEN DISTRIBUTION, IN MINUTE MASS, IS WHAT DOES THE REAL PROTECTIVE WORK. The uniformity of its consistency permits of very fine spray, and consequent large economical distribution of a small quantity evenly over a large area of surface. It sticks effectively. The great prominence given to BORDEAUX MIXTURE for use against Plant Diseases has caused a demand for it in convenient form for use. To prepare this Mixture is troublesome, and to make a perfect chemical precipitate requires skill and facilities, both of which are used in the preparation of this article. **KEEP IN A COOL PLACE.**

1 Qt. Can 50c.

The measure of success achieved by **SPRATT'S DOG FOODS** is the outcome of their utility, every ingredient entering into their manufacture being chosen either as a health producer, a body builder or vitalizer.



SPRATT'S DOG CAKES

Pkg. 2½ lbs.


Price 25c.

AND

Pkg. 2½ lbs.

Price 25c.

PUPPY BISCUITS



Comprise just the right proportion of best quality wheat meals and our pure "Meat Fibrine" to ensure an alert and healthy dog.

FERTILIZE WITH AIR!

RESTORE THE NITROGEN to your worn-out soil and inoculate your new ground with fresh, virile, nitrogen-fixing bacteria. YOU CAN

DO IT WITH

FARMOGERM

High-Bred, Nitrogen-Fixing Bacteria


NITROGEN is the most important and expensive plant food. The air is four-fifths nitrogen—the soil is full of air—but plants cannot absorb it without the aid of nitrogen-gathering bacteria.

FARMOGERM makes this vast storehouse of nitrogen quickly available. A one-acre packet costing \$1.50 used on a leguminous crop will gather and store nitrogen equivalent to 1000 pounds of nitrate of soda and at the same time greatly increase the growing crop.

To insure a Stand—
 Increase the Field—Build up your Soil—always inoculate

CLOVERS ALFALFA
 VETCHES PEAS BEANS
 SOJA BEANS COW PEAS

with **FARMOGERM**
 Easily applied—just sprinkle the seed before planting.



An eminent authority states, "I would as soon think of preparing an alfalfa field without seed as to sow the seed without inoculation." (See Farmers' Bulletin No. 257, U. S. Dept. of Agriculture.)

When You Order Be Sure to state just what you intend to inoculate.

This Bottle contains sufficient Nitrogen-fixing Bacteria to inoculate the SEED for ONE ACRE

PRICES

Half Garden size	-	\$0.25
Garden size	- - -	.50
One Acre size	- - -	1.50
Five Acre size	- - -	5.00

Write for Booklet.



FARMOGERM is prepared for Alfalfa, all Clovers, Canada Field Peas, Cow Peas, Garden Peas and Beans, Soja Beans, Vetches and Sweet Peas.

PEERLESS PLANT-FOOD

The best fertilizer for pot-plants and flowers. A scientific preparation containing in a concentrated and soluble form the food-elements required for plants. Can also be used for the flower-garden.

DIRECTIONS FOR USING.—For Potted Plants.—Dissolve two tablespoonfuls of this preparation in a quart of water, and allow it to dissolve for ten to fifteen minutes. Water the earth in the pot about the plants with this mixture, using particular care not to spray the leaves or stalk of the plant, as the benefit is derived through the roots. Use it in this manner every second or third day until the plants are in a flourishing condition, and then discontinue until again needed.

For Plants Set in Yard.—Sprinkle a small quantity of the dry material around the roots, not too near the plants; then work into the soil with a trowel or rake and sprinkle lightly with water.

Analysis.—Ammonia, 6 per cent; available phosphoric acid, 12 per cent; potash (K₂O), 2.5 per cent, nitrate of soda, dissolved bone black, high grade superphosphate, plaster and sulphate of potash. Specially prepared for and for sale exclusively by us. Per pound, 5 cents.

INSECTICIDES

Our Stock of Insecticides Consists of

Arsenate of Lead
 Bluestone
 Bordeaux Mixture
 Caustic Soda

Copperas
 Paris Green
 Lime-Sulphur Solution
 Sulphur Flour

Sulphur, Flowers of
 Tobacco Dust
 Whale-Oil Soap

Anything not in stock we will willingly purchase for our customers. Prices upon application.

We at All Times Have a Complete Stock of

Blood and Bone
 Steamed Bone Flour
 Raw Bone Meal
 Dried Blood
 Nitrate of Soda
 Sulphate of Ammonia
 Ground Castor Pomace

Bright Cotton-Seed Meal
 Dark Cotton-Seed Meal
 High-Grade Tobacco Dust
 Pulverized Tobacco Stems
 Dissolved Animal Bone Black
 High-Grade Acid Phosphate
 Acid Phosphate
Prices Upon Application.

Basic Slag (Thomas Slag)
 Lime
 Canada Hardwood Ashes
 (Guaranteed Unleached)
 Land Plaster
 Linseed Meal

It Sticks; It Stays; It Stimulates; It Saves

WHAT?

WHY, BUG DEATH



The INSECTICIDE which kills most bugs and worms that eat the leaves of plants, trees and vines; protects from injury by the flea beetle; is especially valuable for potato, tomato, squash, and cucumber vines, currant and gooseberry bushes, strawberry plants, etc., helps to ward off Blight, commonly known as Rust, on these vegetables and berries.


It saves beets from wormy leaves, celery from rust, asparagus from injury, cabbages and cauliflowers from destruction.

**Manufactured by
 Danforth Chemical Co.,
 Leominster, Mass.**

agus from injury, cabbages and cauliflowers from destruction.

To apply **BUG DEATH** in dry form, use

The Dickey Bug Death Duster



For Small Gardens

It Sticks; It Stays; Kills Bugs; And Pays

BUG DEATH is a fine powder which may safely be used on all plants, trees and vines, as it **CONTAINS NO PARIS GREEN OR ARSENIC IN ANY FORM.**

In careful tests with Irish potatoes those on which **BUG DEATH** was applied yielded 67 5-9 bushels more per acre than those treated with Paris Green. At an average price of 50c per bushel this means

\$ 33.78 more for one acre,
 67.56 more for two acres,
 168.90 more for five acres,
 337.80 more for ten acres, etc.

Considering a proportionate average increase of profit on other vegetables, can you afford not to use **BUG DEATH**?

BUG DEATH is packed and sold as follows:

	By Parcel Post—Prep'd			
	1st and 3rd	4th	2d zones zone zone	
1-lb. round carton, (with sifter top).....	\$0.25	\$0.35	\$0.40	\$0.45
3-lb. carton.....	.45	.50	.55	.65
5-lb. carton.....	.55	.65	.70	.80
12½-lb. wooden box.....	1.00	1.25	1.40	1.70
100-lb. Keg.....	7.50			
Dickey Duster.....	.25	.30	.31	.32
Acre-An-Hour Sifter.....	.75	.81	.83	.86

(See Parcel Post Information, which will advise you the zone you are in from Jacksonville.)

Full directions for using, both dry and in water, on each package.

Give this preparation a trial, and be convinced of its merits.



**The Acre-An-Hour
 Sifter**

For One or Two Acres

The Diamond Slot Bug
 Death Duster for large
 areas, 2-Row hand power,
 4-Row horse power. (Ask
 us for information.)

POULTRY SUPPLIES



In the past ten years farm products have not increased in proportion to the population, with the consequence that their value has greatly increased. The high price of feeds has reduced the number of cattle fattened in the feeding districts, so that there is less of it being done now than at any time within the past ten years notwithstanding the increased population.

The consequence is that all meat-foods have doubled in price, and eggs, poultry and dairy products have had their share in the increase, and from the present indications will have more than their share in the future. These products can be grown on small farms in the more thickly settled parts of the country, and it is inevitable that they should replace beef to a great extent. The producer of eggs, broilers, roasting chickens and ducklings can confidently expect an increasing market that will become more and more profitable.

Opportunities in the Poultry Business

The poultry business presents larger opportunities than any other farm specialty, and, in fact, for the amount of money invested, a greater profit than most mercantile and manufacturing industries afford. The various branches of the commercial poultry business can be summed up as follows:

The egg business, where hens are reared and kept for market eggs; the broiler business, where a winter equipment is used to raise small birds for market during the off season; the winter roaster business, where large roasting chickens and capons are produced at a time when there is a scarcity of fresh-killed chickens; and the duck business, where ducks only are raised for market purposes.

There is no branch of the poultry business that presents less risk and surer gain, with quick returns, than the egg business. Its all-year-round income makes it the most popular branch of the poultry business.

We have a number of customers who raise stock chickens for sale or can furnish eggs. We shall take pleasure in furnishing their names to anyone interested. We shall be glad to put any of our customers' names on this list who have chickens and eggs to offer.

DO YOU KNOW

That the value of the eggs and poultry consumed in the United States every year exceeds that of the production of gold many times over?

Every day in the year there are about 125,000,000 eggs used in this country, and the value of them and the poultry consumed, per annum, is computed to be \$700,000,000.

Are you getting any of this? The domestic egg supply is not equal to the demand. Millions of eggs are imported annually. If it pays to produce eggs in foreign countries, pack and ship them to this country with added costs of freight, won't it pay YOU to produce them HERE?

There's always a market for both eggs and poultry. The question is

HOW TO GET PROFITABLE PRODUCTS

It used to be a general assumption, and is so yet, to a certain extent, that after a man had made a failure of anything or everything else, he could make a success keeping chickens. Anyone can keep chickens, is the way they figure it. Quite true, but not everyone can make the chickens keep them.

To make the poultry business pay, the first requisite is to keep your poultry in a healthy condition. Don't let your fowls get sick. That is our advice to you, and it is easy to follow.

How? First: Breed only from your best, most vigorous fowls. Second: Set your eggs in properly constructed incubators, and raise the chicks in well-ventilated, well-heated Brooders or Hovers, thereby avoiding the lice that young chicks start with when hatched and raised with hens. This will give you a start with strong chicks. It's half the battle.

Chickens of whatever age require a ration containing feed stuffs of four different classes: Grains, Animal Food, Green Food and Mineral Matter.

These have been aptly called "Grains, Greens, Grubs and Grits." If any of these are omitted the results are bound to be more or less unsatisfactory.

While this list may seem somewhat imposing, it is in reality simple, and a ration containing all four groups need cost no more than one which is incomplete.

We carry a complete stock of the highest quality Grain, Feed, Grit and Shell, Beef Scraps, etc., which you will find described in this catalogue.

If you are a poultryman or stock-raiser and interested in prices, we will be pleased to add your name to our weekly price list, which we issue on grain, feeds, etc.

MICA CRYSTAL GRIT.—This Grit is prepared especially for poultry. Perfect material for both grinding and shell-making. We can supply this in sizes suitable for poultry, pigeons, ducks and small chickens. Grit is the chickens' teeth, and often means the difference between success and failure with poultry.

CRUSHED OYSTER SHELL.—Splendid for poultry, to help in the formation of egg-shells and keep fowls healthy. Use it freely. Feed alone.

COARSE AND FINE CRACKED BONE.—Consists of ground beef bone, thoroughly dried. It is more economical and better in every way than common raw beef bone. Rich in bone phosphate of lime, which is so necessary for making good egg-shells and for building up the frame of the chicken. Should be placed in liberal quantities in clean, dry place, easily accessible to the chickens at all times.

RAW BONE MEAL.—It is made from fresh bone, from which the moisture has been taken, leaving nothing but the phosphates, lime and protein. These are the only food properties of bone, green or dry. This bone will keep in any climate or any kind of weather if kept in a dry place. Bone is especially valuable as an egg-producer.

BLOOD MEAL.—Pure Blood Meal fed to your poultry will make your hens lay, your chicks grow fast, and keep your fowls healthy. Should be mixed with corn meal, bran or wet food.

DARLING'S BEEF SCRAPS.—For success with poultry, it is absolutely necessary to give them

plenty of animal food in the winter, to take the place of insects, etc. For this purpose, Beef Scraps are one of the best foods that can be used. Feed mixed with meal or bran, at the rate of one-fourth pound of beef scraps per day to a dozen hens. We guarantee the purity of our Beef Scraps. No pork or fat is used to add weight. It analyzes 65 per cent protein.

CHARCOAL.—No poultryman can afford to be without Charcoal, and a little of it goes a long way. It aids digestion and promotes the health of the poultry at all ages. It is prepared in three grades: **Fine**, for use in mash mixture; **Medium Granulated**, for small chicks; and **Coarse**, for grown fowls.

BEEF MEAL.—Made from cooked beef scraps, thoroughly dried and ground. It is better and more economical than fresh beef scraps, because it is concentrated and free from moisture.

HARDING'S GRANULATED MILK FOR POULTRY.—Better, cleaner and cheaper than beef scraps, as it gives an increased egg-production over beef scraps. Can be kept without deteriorating in any climate.

ALFALFA MEAL.—Very necessary for the laying hen. It will insure a greater number of eggs, also a larger proportion of fertile ones. Alfalfa is also used to keep laying and breeding fowls in good health, and adds to the luster of the fowls' plumage.

Price List of Poultry Feed

GRAIN, FEED, ETC.	
W. C. Oats, Choice	100 lb. bags
Mixed Corn	100 lb. bags
Best Wheat	100 lb. bags
Best Wheat Bran	100 lb. bags
Wheat Middlings or Shorts (Best)	100 lb. bags
Purina Horse and Mule Feed	100 lb. bags
Victor Feed	100 lb. bags
Gluten Feed	100 lb. bags
Feed Meal (Corn Hearts)	100 lb. bags
Beet Pulp	100 lb. bags
Globe Creamery Feed, 23 to 25% Protein (The Milk Producer)	100 lb. bags
Bright C. S. Meal, 7 1/2 % Ammonia	100 lb. bags
Feed C. S. Meal	100 lb. bags
Cotton Seed Hulls (Lintless)	100 lb. bags
Alfalfa Meal (Stock Feed)	100 lb. bags
Alfalfa Meal, Pea Green for Poultry Mash	100 lb. bags
Molasses Feed	50 lb. bags
Call Meal	100 lb. bags

PRICE ON APPLICATION.

POULTRY FEED	
Blue Ribbon Scratch Feed	100 lb. bags
Blue Ribbon Developing Feed (Intermedlate Scratch)	100 lb. bags
Blue Ribbon Chick Feed (None Better)	100 lb. bags
Blue Ribbon Growing Mash	100 lb. bags
Blue Ribbon Laying Mash	100 lb. bags
Blue Ribbon Pigeon Feed	100 lb. bags
Anchor Scratch Feed	100 lb. bags
Purina Scratch Feed	100 lb. bags
Peacock Scratch Feed	100 lb. bags
Purina Chicken Chowder	100 lb. bags
Cracked Corn, Sifted	100 lb. bags
Corn Meal, Water Ground	92 lb. bags
Gluten Meal (Diamond)	100 lb. bags
Ground White Oats	100 lb. bags
Crushed White Oats	100 lb. bags
Pin Head Oats	100 lb. bags
Pin Head Oats, 5-lb. Packages	25c pkg.
Linseed Meal	100 lb. bags
Granulated Milk	100 lb. bags
Beef Scraps, 55% Protein	100 lb. bags
Beef Scraps, 55% Protein	50 lb. bags

WRITE FOR PRICE LIST.

We issue a Weekly Price List of Poultry feeds, Supplies, etc., and shall be pleased to add your name to our mailing list, if you will advise us.

MOE'S SANITARY FEEDING TROUGH

REMOVE BARRED SLIDING TOP TO FILL

Can be used for feed, wet mash or water. Barred top prevents wasting of feed and if used for water does a way with the little chicks drowning. The feed

WHEN REPLACED CHICKENS CAN NOT WASTE THE FEED

saved by using this trough will more than pay for itself in a few weeks. Made of the best grade of galvanized iron in three sizes:

No. 21.	12 inches long	\$0.25
No. 22.	18 inches long	.50
No. 23.	24 inches long	.75

MOE'S EXHIBITION POULTRY COOPS

MADE COLLAPSIBLE FOR EASY HANDLING

Birds do not show their good points in a poorly constructed coop. Moe's new exhibition coops are made of the best grade of galvanized iron and sheet metal electrically welded, are the most attractive and best value on the market today. They contain no clips or projecting bolts to break the feathers of the fowl. The doors are large, making it easy to remove the birds or replace them. Each coop contains two attachments for feeding and drinking cups. Manufactured in two styles, one with sheet metal sides and of all wire, as shown in the above cut.

CAN BE SET UP IN ONE SECOND'S TIME

No. 46.	All wire coop, 24x24x27 in. high	\$2.25
No. 47.	With sheet metal sides, 24x24x27 in. high	2.25
No. 48.	For bantams and pigeons, 16x16x18 in. high	1.50

All of the above are collapsible and packed six to the crate.

MOE'S STAR JAR FOUNTAIN AND FEEDER

TO SNAP ON A MASON JAR

Will fit pint, quart or one-half gallon Mason jar. Manufactured of one piece of non-rusting metal. No parts to come unsoldered. Leaking impossible.

REPLACE BOTTOM, TURN OVER THE REAR FOR USE

Convenient, cheap and sanitary. Provides greater drinking surface than the round fountain. Little chicks cannot get drowned. Can be used for feed as well as water. Manufactured in one size only.

No. 32.	15c each
---------	----------

MOE'S SELF LOCKING LEG BAND

MOE'S SELF LOCKING BAND READY TO BE USED

Moe's Key Ring Celluloid Leg Bands. Made of celluloid in six sizes and ten colors. They are snapped on the bird without difficulty and make identification readily discernible.

EASILY ADJUSTED WITH THE PINNERS AND IT IS THEN ON TO STAY

MOE'S ROUND BABY CHICK FEEDER

SLIDING COVER MAKES FILLING EASY

The most convenient and commodious feeder on the market for the price. A great feed saver, as the little chicks cannot get into it and contaminate the feed. Can also be used for water. This is not a novelty, but a practical, well-made feeding device that will last for years. Made of the best grade of galvanized iron in two sizes.

WHEN FILLED AFFORDS PROTECTED FEEDING ACCORDING TO NUMBER OF CHICKS

No. 11.	Small size	\$0.20
No. 12.	Large size	.30

Poultry Sizes.		Baby Chick and Pigeon Sizes.	
12 bands	\$.15	12 bands	\$.10
25 bands	.30	25 bands	.20
50 bands	.50	50 bands	.35
100 bands	.75	100 bands	.50
500 bands	3.60	500 bands	2.25
1000 bands	7.00	1000 bands	4.00

BLUE RIBBON POULTRY FEEDS

FLORIDA'S BEST KNOWN AND MOST POPULAR POULTRY FEEDS

BLUE RIBBON LITTLE CHICK FEED

The Ideal Chick Starter Grows Strong, Sturdy Chicks.

BLUE RIBBON DEVELOPING FEED

For Chicks four to eight weeks old. Feed it with

BLUE RIBBON GROWING MASH

Quickly assimilated. Insures even feathering.



BLUE RIBBON LAYING MASH

A Great Egg Producer. ~20-22% Protein.

BLUE RIBBON SCRATCH FEED

All clean grain. Eight different kinds properly balanced.

BLUE RIBBON PIGEON FEED

A perfect mixture. Grows Big Squabs.

We have recommended and sold these feeds for several seasons. We sell more every year. Our customers like them and come back for more. Insure your success in raising Poultry by using Blue Ribbon Feeds.

A FEED FOR EVERY AGE AND EVERY NEED



RED CROSS XX HEALTH GRIT

America's Greatest Health Grit Mixture

ONCE USED ALWAYS USED

MAKES PLUMP SQUABS, WHITE MEAT MATURE SOONER, PROLIFIC BREEDERS



PREVENTS DISEASE

No More Diarrhoea, No More Going Light, No More Roup—Because it Makes RICH RED BLOOD

"IT'S GOOD FOR ANYTHING THAT WEARS FEATHERS"

All Birds relish it. Contains in condensed form the best tissue-building ingredients for birds known to science, and the greatest amount of gritty matter. Leading pigeon and poultry fanciers everywhere claim it to be the only scientifically prepared Health Grit on the market. Packed in 100-pound bags. The serial number, 16405, is on every bag, and the Red Cross



IN TON LOTS	\$35.00
1-2 TON	18.00
1-4 TON	9.50
100-POUND BAG	2.00



ARE YOUR HENS LAYING IF NOT, WHY NOT?



Have you thought over the matter to see whether it is your fault? Are you sure your hens and your hen houses are not loaded down with insects? If so, the hen can't lay, no matter how good the feed.



Have you stopped to think what you should feed your hens on to make them lay? She is only a machine, and if you don't feed her the ingredients the egg is made of, she can't lay.

Now listen! The egg is a seed that naturally forms in the hen's bag, and in order to make that seed grow into the full-sized egg, you must feed the little eggs.

When you feed grain or scratch feed, you are feeding the hen but you are not feeding the egg. Hence the hen gets fat, but lays no egg. When you feed Aunt Patsy's Poultry Feed, the egg producer, you are feeding both the hen and the seed or small egg in the hen's bag, and they grow into the full-sized eggs. Then the hen has to lay; she can't help herself. Why? Because when you feed Aunt Patsy you are putting into the hen's craw every ingredient of which the egg is made, and the hen being a walking machine converts the same into an egg.



TRY A SACK AND CONVINCE YOURSELF



**THIS HEN WAS
 FED AUNT PATSY**

AND

**THIS ONE
 WAS NOT**

EGGS—FRESH EGGS

At this time of the year Fresh Eggs are scarce and are going higher and higher because fresh eggs are hard to find. Even every family would like to be able to have their hens furnish them fresh eggs and each family can have them NOW with proper attention and correct feeding. Why do you continue to pour grain down your hens? It simply fattens them. The word scratch on all bags indicates that grain is only intended to throw in litter to make hens scratch for exercise. Your hens now need thorough building up to enable them to give you the desired fresh eggs now and throughout the fall and winter. We know Aunt Patsy Poultry Feed is a balanced ration containing everything an egg is made of, also contains everything a hen needs in the way of feed except charcoal and grit, and we further know from personal experience that one dozen hens now being fed on Aunt Patsy Poultry Feed, the egg producer (as per feeding instructions in each bag), are laying right now 8 to 9 eggs per day.

LET US SEND YOU A BAG OF

AUNT PATSY POULTRY FEED

SOLD EXCLUSIVELY BY E. A. MARTIN SEED CO., JACKSONVILLE, FLORIDA



HAVE A CONKEY CORNER IN YOUR POULTRY HOUSE

And Be Ready When Disease Appears

A healthy hen cannot keep from laying; therefore, make a study of poultry diseases and, by having CONKEY'S REMEDIES AND TONICS always at hand, be ready to fight the trouble just as soon as it appears.

Check over the following list and send us your order. Every poultry owner should have on his shelf these remedies all the time—they are the best poultry insurance you can get.

CONKEY'S ROUP REMEDY is a scientifically prepared medicine. Coming in contact with the membranes of the throat and mouth, the seat of the disease, it kills the germs. It is quickly taken up by the system and, being a strong tonic and blood purifier, it cleanses the blood, builds up the system, and assists nature in every possible manner to throw off the disease. **Price 25c, 50c and \$1.00.**

CONKEY'S ROUP PILLS.—For the individual treatment of birds and for use in the show room. **Price 25c, 50c and \$1.00.**

CONKEY'S CANKER SPECIAL.—A new remedy that effectively reduces the cankerous growth and brings the bird back to normal without a blemish. Also fine for treating colds, etc. **Price 50c.**

CONKEY'S SOREHEAD REMEDY.—This disease is known by different names in different localities, such as Sore Head, Pigeon Pox, Warts and Pian. Chicken Pox is very contagious, and is a very annoying and disgusting disease. If allowed to run, it leads to weakness and death.

SYMPTOMS.—Scabby warts on the comb, lobes and face. **Price 25c and 50c.**

CONKEY'S POULTRY TONIC is the result of years of careful study and experiment. It contains no filler and is in no way harmful to the birds. It keeps the bowels in good condition, assists digestion and the assimilation of egg-producing and strength-making material; gives vigor to the fowls.

Conkey's Poultry Tonic is not a food in itself, and, in its use you escape paying for bran and middlings which comprise the bulk of inferior "egg producers." **Price 25c, 50c, \$1.00; 12 lb. pail, \$1.25; 25 lb. pail, \$2.50.**



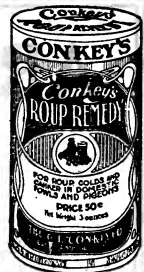
CONKEY'S LIMBERNECK REMEDY.—Limberneck, ptomaine cholera poisoning, is a very fatal disease, requiring immediate treatment.

It can be easily cured in all early stages. **Price, pkg., 50c.**

CONKEY'S CHOLERA REMEDY.—We have put out this remedy in such a form that it must be given in the drinking water. **Price, 25c and 50c.**

CONKEY'S BRONCHITIS REMEDY.—Bronchitis and Roup are frequently confused, but they are separate diseases and require special treatment. It is an inflammation of the membranes of the bronchial tubes, instead of the membranes of the nostrils and head passages. **Price 50c.**

CONKEY'S SCALY LEG REMEDY.—Scaly Leg is caused by a parasite working in and underneath the scales of the feet and legs. **Price 50c.**





CONKEY'S RHEUMATIC REMEDY cures those lame and useless birds, tones the system, limbers up the joints, and gets them into profit-paying condition in very short order. It is absolutely dependable if used according to directions. **Price 50c.**

CONKEY'S GAPE REMEDY.—This is a reliable remedy for this annoying and deadly disease. It is guaranteed to do the work and to satisfy YOU. **Price 25c and 50c.**

CONKEY'S POULTRY CONDITIONER is a remedy specially valuable for fowls run down, off feed, recovering from disease, during molting season or when preparing for the show room. It is a general invigorator, quickly bringing birds to a normal condition. **Price, 25c.**

CONKEY'S LICE POWDER is absolutely harmless to the fowl, and positively overcomes the lice. Dust the fowls thoroughly every ten days, or two weeks, particularly during hot weather, as the nits will hatch after the old lice are killed. Also use it in the dust bath. **Price, 10c, 25c, 50c, \$1.00 Pkgs.**

CONKEY'S WHITE DIARRHEA REMEDY.—When this disease prevails it usually kills a large percentage, sometimes destroying an entire hatch. It is accompanied by a white, pasty, fecal discharge, which pastes up the feathers and closes the vent. **Price 25c and 50c.**

CONKEY'S HEAD LICE OINTMENT.—This article will destroy the head louse which annually kills thousands of little chicks. **Price 10c and 25c.**

CONKEY'S BUTTERMILK STARTING FOOD.—This is the original baby chick food with Buttermilk in it. A complete food for the first three weeks. It makes husky chicks that fight off most chick diseases and that grow into heavy layers, good breeders, full bodied market birds, the kind of poultry that brings real profit. It costs one cent to feed one chick three weeks on Conkey's Buttermilk Starting Food. Buy a bag—**\$1.00, \$3.00. Pkgs., 25c, 50c.**

CONKEY'S POULTRY WORM REMEDY.—This is a most necessary article, as it aids in ridding the fowl of harmful as well as other worms, promoting the return of healthful condition. **Price 50c.**

CONKEY'S NOX-I-CIDE.—(Formerly called Taroline). This is the poultrymen's best friend. The majority of dangerous poultry diseases may be traced to the presence of germs which thrive unless a soluble disinfectant, deodorant and germ destroyer is used. Conkey's Nox-i-cide mixes with water, in correct proportion for using, one gallon making 101 gallons of ready-to-use liquid. It is the cheapest and most effective article of its kind ever put out. For poultry, it is an unexcelled article for cleaning and purifying the houses, runs, brooders, founts and utensils. For household use it is of wonderful value in almost every department. It is unequalled for the sick room, and for purifying everything about the house, barns, outhouses, kennels, etc.

Prices: 1 pint, 35c.; 1 quart, 60c.; 2 quarts, 90c.; 1 gallon, \$1.50.

CONKEY'S FLY KNOCKER.—Many infectious and dangerous diseases are communicated by flies and other pests. Beside this they are a source of constant worry to man, beast and fowl. Conkey's Fly Knocker makes it possible for you to overcome such insects. Spray it on your stock and wherever flies congregate and you will find that your stock is far more profitable and your own comfort will be greatly increased. We guarantee it to give satisfaction. **Price 1 quart, 35c.; 2 quarts, 60c.; 1 gal. \$1.00.**

CONKEY'S SULPHUR CANDLES.—For fumigation, **10c; 3 for 25c.**

EVERY CONKEY REMEDY IS GUARANTEED TO GIVE SATISFACTION OR MONEY BACK.
Send 4 cents for **CONKEY'S POULTRY BOOK.** It tells how to detect and cure poultry diseases.



Pratts, POULTRY and STOCK REGULATORS and REMEDIES, BABY CHICK FOOD

SATISFACTION GUARANTEED OR MONEY REFUNDED

Healthy birds and lots of eggs, the two big things in poultry raising, are made certain by giving

PRATT'S POULTRY REGULATOR


12-lb. Pails, \$1.25; 25-lb. Pails, \$2.50; Packages 50c and 25c

It builds up vitality, insures sound digestion, sharpens appetite and prevents disease, thus putting birds in condition for heavy egg laying or winning blue ribbons.

Pratts is the original Poultry Regulator of America and is in use by the most successful poultry raisers everywhere.

When regularly used, hens lay throughout the year.

It will prevent chicken cholera, gapes, roup, rheumatism, expel worms, prevent leg weakness and egg eating. It will greatly improve turkeys, geese, ducks, pigeons and guineas—insuring quick growth and keep them free from disease.




If poultry keepers would regularly spray the chicken houses, roosts, dropping boards and utensils with **PRATTS POULTRY DISINFECTANT**

only \$1.00 a gallon, most all their troubles would vanish. This great disinfectant is a real wonder-worker in the poultry yard.

Three times as powerful as crude carbolic acid. A sure deodorizer, germicide and liquid lice killer. Use it for roup, coids and other contagious diseases.

We want you to notice the price \$1.00 per gallon, making it the lowest priced disinfectant on the market. Others of equal strength are usually sold for \$1.50 per gallon.

Half gallon 60c, quart 35c.



From gratifying experience, poultrymen have learned that the disgusting disease known as Sore Head or Chicken Pox, can be successfully treated with

**PRATTS SORE HEAD
 CHICKEN POX REMEDY**
 50c and 25c

It acts quickly, checking the spread of the contagion and curing the sores.

We guarantee a sure, rapid cure if Pratts Sore Head (Chicken Pox) Remedy is used.

Mailed postpaid on receipt of price.



Get rid of lice on your poultry, in nests, dust-baths, incubators, and elsewhere in a day's time by using

**PRATTS POWDERED
 LICE KILLER**
 50c and 25c

Effective, non-poisonous, non-irritating. May be used wherever a powder is suitable. A splendid deodorizer.

It quickly and thoroughly kills all lice on little chicks, big chicks, setting hens and incubator chicks. It rids horses, cattle, hogs, dogs and cats of lice and destroys ticks on sheep. It destroys insects and bugs on vines, plants and flowers. A valuable deodorizer and disinfectant for all poultry houses, barns, stables and dwellings. Drives out moths from closets, furniture, carpets and clothing.

Mailed postpaid upon receipt of price.



Roup Fully Developed.




Don't let **Roup** cut your profits. The sure and easy "ounce of prevention" against this dangerously contagious disease is

PRATTS ROUP REMEDY
 Tablets or Powder, 50c, 25c.

Quickly absorbed by the blood, purifies the system, reduces fever, allays inflammation. The safe remedy for roup, colds, catarrh and all bad weather diseases.

Mailed postpaid upon receipt of price.



When baby chicks come, keep them healthy and growing and bring even the weak ones along by feeding

PRATTS BABY CHICK FOOD

14 lbs. for \$1.00. Packages 50c and 25c.

A largely predigested baby food for baby chicks. Guaranteed to raise every livable chick. Costs a cent a chick for three weeks. Prevents leg weakness, white diarrhoea, "pasting up" and other chick diseases.

To protect your chicks from white diarrhoea, the most destructive of all chick diseases, it is only necessary to give

PRATTS WHITE DIARRHOEA REMEDY

50c and 25c

in the drinking water from the first drink. This remedy has saved many dollars' worth of chicks for poultry raisers. You can depend on it.

Mailed postpaid on receipt of price.



Few diseases show greater fatality among poultry than chicken cholera. An unfailing remedy is

PRATTS CHOLERA REMEDY

50c and 25c

It is administered in the drinking water and will be found equally valuable for treating all digestive troubles, such as sour crop, dysentery or diarrhoea.

Mailed postpaid on receipt of price.



Head lice causes the death of thousands of baby chicks every season. You can save these chicks, if you will apply

PRATTS HEAD LICE OINTMENT

25c



An unfailing and guaranteed remedy for gapes, one which acts quickly and causes the worms to be expelled.

PRATTS GAPE REMEDY

50c and 25c

If used in the drinking water from the start until the chicks are four weeks old, gapes will be practically unknown and it will effect a positive cure in chicks already attacked.

Mailed postpaid on receipt of price.



More work out of your horses, more milk from your cows, fatter hogs—these are a few of the benefits which come from using

PRATTS ANIMAL REGULATOR

costs less than a cent a day per horse or cow.

This is the original and pioneer stock regulator of America. Tested thoroughly for nearly half a century, its worth is known and recognized by stock owners the world over. Always sold in a guarantee that will satisfy you or money back.

Packages, 50c and 25c.

Give comfort to horses, cows and all other live stock in fly time by spraying them with

PRATTS FLY CHASER

We guarantee it to be unapproached as a fly repellent. It has long efficiency, will not blister, remove the hair or damage the hide. Insures comfort at milking time for the cow and safety for the milker. Does not taint the milk or gum the hair. Soothing and healing on bites and sores. Has no injurious acids. Economical. Will rid dogs and cats of fleas. An effective poultry lice killer. 1 gal. \$1.00; 1/2 gal. 60c. qt. 35c.

MODEL LABORATORY SPECIALTIES

TO SECURE THE BEST RESULTS from the use of poultry remedies, lice-killers, tonics and other laboratory products, it is necessary to first **satisfy yourself that the goods are genuine**—that they do the work claimed for them; and that means that they must have been prepared by persons thoroughly conversant with poultry-breeding, and the needs and peculiarities of poultry; and that they must have been compounded by a competent chemist, familiar with the action of all the ingredients which enter into the various preparations.

It is with this understanding that we earnestly recommend the following articles for your use, and unhesitatingly **guarantee** them to accomplish the purpose for which they are intended, and to give satisfaction. **Like All Our Products, They Are Superior.**


Model Disinfectant

The Model Disinfectant is one of the most effective disinfectants now on the market. Not only is it a remarkably strong antiseptic, germicide and insecticide, but it contains valuable medicinal properties as well. A solution of one part Model Disinfectant to 100 parts of water will kill most germs, and is death to ticks and lice. It is effective in case of mange on dogs.


In artificial incubation, after each hatch the incubating chamber may be scrubbed with a 10 per cent solution—especially the trays and nursery parts which the chicks have fouled with their droppings. For scrubbing brooder floors use a solution of one part Model Disinfectant to sixty parts of water. This will prevent the development of low germ life, which, though little above common mold in organization, is poisonous to animal life.

It possesses valuable medicinal properties, both germicidal and antiseptic, and may be given internally. In many cases it will decrease intestinal gases and limit the putrefactive processes in the intestines and cure intestinal inflammation. Use in drinking water for fowls, one-half teaspoonful to a quart of water.

Prices: Quart can, 50 cts.; half-gallon can, 85c; gallon can, \$1.50. Barrel and larger lots a matter for correspondence.



STANDARD EGG TESTER




A standard tester is shipped free with each machine. This tester gives a strong, reflected light, and when used in a dark room illuminates the interior of the egg sufficiently for practical work.

Price.....25c
By mail.....35c

The Model Naphthalene Nest Egg


This Nest Egg is used, not in reality as a Nest Egg, but is put into the nest to remove and kill the lice—the same as a camphor ball is packed in clothing to keep out the moths. If one of these Nest Eggs is placed in a nest with the nesting material it will remove all vermin; if put in a corner of the nest beneath the nesting material a setting hen can remain on the nest with comfort and hatch chickens instead of lice and mites.

Unlike those made of plaster of paris or other similar materials, it retains its disinfecting and lice-killing qualities as long as there is anything left. **Price, 5 cts. each, 50 cts. per doz.; post-paid, 5 cts. each, extra.**




ESSEX-MODEL SALT CAT

Essex-Model Salt Cat is an all-round tonic invaluable for pigeons, pheasants, turkeys and game birds, and is prepared from an old English formula, which has been in successful use by fanciers abroad for many years. The ingredients used in the preparation of our Salt Cat are of the highest quality (mineral salts, seeds, herbs, etc.) They are carefully compounded, so that their medicinal properties will be quickly assimilated by the birds, insuring natural improvement in constitutional vigor, strength and appearance.



Price Essex-Model Salt Cat, per package... 25c

Model Fly Driver



A very large proportion of poultry-keepers have at least one cow. Many have more. Cows and poultry go well together, especially if butter is made or the milk sold to butter factories, as there is no better food for young chicks and growing stock than skim-milk.

All who keep cows know of the bother and annoyance caused by flies. Just when the cows are beginning to get the benefit of green pasturage, the flies appear. The cows have hardly time to feed, so busy are they in fighting flies. The result is that the milk yield shrinks and the cows lose flesh.

Many manufacturers have offered various preparations for the protection of stock against these winged pests. The only entirely satisfactory preparation is the Model Fly Driver.

When the season is near, send for a sample gallon can and use it according to directions and you will be pleased with the results obtained.

Model Fly Driver does not gum up the coat or cause the hair to fall off.

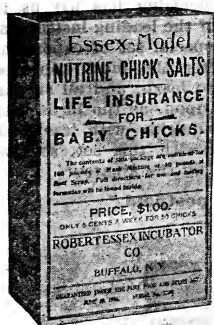
Does not impregnate the milk with strong, bad odors.

It is prompt in its action, lasting in its effect and economical to use.

When used on your farm and carriage horses, it may be readily washed off with water, as it is not oily, thus overcoming any objection to its use on this class of stock. Wash off the shoulders and backs of horses with a solution of Model Fly Driver and you will prevent and cure harness galls, sore shoulders and backs. Apply with a sprayer or sponge.

Prices: Half-gal., 50cts.; 1 gal., 90 cts.

Essex-Model Nutrine Chick Salts




Nutrine Chick Salts supply the need of the chick for animal and mineral food, which is often lacking in foods fed to chicks when in confinement. It builds bone, sinews and feathers. It aids digestion and prevents diarrhea. These Salts are not a purgative, but a tissue-builder, and a wonderfully effective food salt. Costs five cents a week for fifty chicks, and takes the place of bugs, worms and flies, which chicks in small enclosures cannot get. It is to be fed in either dry or wet mash.

By simply adding these Salts to the mash mixture or beef scrap fed to the brooder chicks, you will be able to overcome digestive troubles. By using Essex-Model Nutrine Chick Salts you have the satisfaction of raising strong, sturdy, heavily bodied and well-feathered chicks easily, and without the usual attendant worries. You also get heavier chicks, at a given age, with the use of these Salts than without them.

Prices: 2-lb. pkg., sufficient for 40 lbs. of mash, 50 cts.; 5-lb. pkg., sufficient for 100 lbs. of mash, \$1.

INCUBATOR AND BROODER LAMPS



Prices of Incubator Lamps.

Small size, for Nos. 0, 1, A, B and New Home-stand Incubators. 75c

Large size, for Nos. 2, 3, 4 and C incubators. 90c

Prices of Brooder Lamps.

For Portable Hover and all 1911 Brooders; Colony and Double Indoor Brooders, 1910 style, 90c; Chimney 25c extra.

For Portable Hover and Model B Brooders, 1910 style A and B Brooders, 1912, \$1.00 each; Chimney 25c extra.

For Portable Hover and Chick Comfort Hover and Colony C, 1912, 75c each; Chimney 25c extra. Be sure to specify size and style of incubator and brooder for which lamps are wanted.

PORCELAIN NEST EGGS

This article does not need any description as it is well known to all who keep poultry. They are made of a good quality of flint glass and will last indefinitely.

Price, each 5c; per dozen. 40c

Hand Spray Pump



We recommend this sprayer for spraying Disinfectant, Lice Spray, Fly-Driver, etc.

50 cts. each; 75 cts express paid.

Model Quic-Molt, or Feather-Fast

Make Hens Molt Quickly. Makes Young Stock Feather Fast.

Model "Quic-Molt" is one of the greatest money-makers that have been placed upon the market. It makes hens molt quickly, and makes growing chicks feather fast. Hens that do not get their new coat of feathers before winter comes on seldom lay before the spring; and the whole winter (the period of high egg prices) is lost. Get your hens through the molt quickly so as to have them laying before winter comes, and they will make money for you. Get your young chicks' feathers out quickly for the same reason.

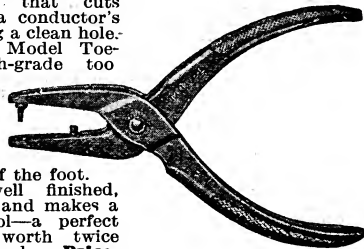
"Quic-Molt" aids greatly in the preparation of young birds for early shows, especially when it is necessary to hurry them along toward mature plumage.

A \$1 package lasts fifty hens one month.

Price: 5-lb. package, \$1, by express, at purchaser's expense.

The Model Toe-Marker

To toe mark a chick, a good cutting punch is needed; one that cuts through like a conductor's punch, making a clean hole. Such is the Model Toe-Marker, high-grade too in every particular. It has a separate stop between the haws to prevent bruising the web of the foot.



It is well finished, nickel-plated, and makes a handsome tool—a perfect marker well worth twice the price asked. **Price, 40c each, postpaid.**

MODEL THERMOMETERS


The Model "Tri-Tested" Incubator Thermometers are all seasoned tubes—tubes that are at least one year old.

Model Incubators are only guaranteed by us when operated with the Model "Tri-Tested" Thermometers.

Prices.

"Tri-Tested" Thermometer postpaid. 50c
Two Thermometers postpaid. 90c

Model Tri-Tested Incubator Thermometer.



MODEL BROODER THERMOMETERS

These Brooder Thermometers are designed to go through the top of the Brooder or Hover so that the temperature may be read from the outside.

Prices.

Model Brooder Thermometers, postpaid. 50c
Chick Comfort Hover Thermometers, postpaid. 50c

It is wise to get your order in early! It is easy to neglect ordering until Spring comes all at once. Then out of necessity you fly to the grocery as a last resort—pay fancy high prices for skimpy package seeds that may be several seasons old. The result is a poor stand, puny plants, slow growth, and inferior yields. Don't make this mistake this year. Save money and wasted effort by preparing for Spring right now.

FLOWER POTS AND RED EARTHENWARE SPECIALTIES

Made for us by the best pottery in this country, and far better than the common pots usually offered. Special prices to florists using large quantities.

Charge will be made for packing pots, pans and saucers at 25 cts. for order amounting to \$2.50 or less. On large orders proportionate charge will be made. This barely covers cost of packing.

Standard Pots—Inside Measurement.

Size	Each	Doz.	Per 100
2-inch	2 for 5c	\$0.20	\$0.75
3-inch	2 for 5c	.25	1.25
4-inch	5c	.35	2.00
5-inch	5c	.50	3.00
6-inch	8c	.70	4.00
7-inch	10c	.90	6.75
8-inch	15c	1.40	9.00
9-inch	20c	2.00	12.75
10-inch	35c	3.00	21.00
12-inch	50c	4.50	33.75

Fern Pans.

6½x2-½inch	15c	1.20	
8 x3-½inch	20c	1.80	

Pigeon Nests.

15c	1.50	10.00
-----	------	-------


Drinking Founts.

1-qt.	25c
2-qt.	35c
3-qt.	40c
4-qt.	50c

Caponizing Set

Increased interest in caponizing has led us to have prepared for us, by one of the leading instrument makers of this country, this special set of caponizing tools, which are designed after the most approved models. Caponizing is easy to learn, and all surplus cockerels should be operated upon, as the birds then grow faster and fatten more quickly with less food. Full directions are furnished with this set, so that good results may be obtained by the amateur.

Price, complete, \$2.75, postpaid.




NO. 6 DRY POWDER DUSTER.

For applying insecticides, disinfectants, etc., in dry form.

Funnel can be turned upward for dusting underside of foliage if desired. Made of tin, painted green. Capacity 1½ quarts.

Price, \$1.00 each.



No. 14.

Sprays up, down, straight ahead or at any angle.

Sprays continuously, the forward stroke of plunger storing sufficient pressure to make spray continuous while return stroke is being made.

Brass Spray Tube removable for cleaning. Two Spray Caps; Brass Valve; Tin pump barrel. Liquid tanks of tin, galvanized iron and brass. Capacity one quart.

Price, \$1.00 each.

FERTILIZERS

Our "Special brand of vegetable and truckers' fertilizer will furnish you with the best combination of plant-food for the various crops for which we recommend them. The following are a few for special crops, but we can supply your wants for any crop desired. **Prices f. o. b. Jacksonville.**

**VEGETABLE SPECIAL
 CUCUMBER SPECIAL
 IRISH POTATO SPECIAL
 STRAWBERRY SPECIAL
 BEAN SPECIAL
 CABBAGE SPECIAL**

**CANTALOUPE SPECIAL
 WATERMELON SPECIAL
 TOMATO SPECIAL
 SWEET POTATO SPECIAL
 SPECIAL CORN-GROWER**

On account of unsettled prices of fertilizer material, we are unable to name prices on above. Will be pleased to quote lowest market prices on application.

STANDARD MODEL INCUBATOR

FIRE-PROOF INSURABLE

The Standard Hatcher of the World—Guaranteed

Made in Six Sizes:

No. 0 Standard Incubator—Capacity, 100 Eggs.....	\$18.00
No. 1 Standard Incubator—Capacity, 175 Eggs.....	22.00
No. 2 Standard Incubator—Capacity, 275 Eggs.....	32.00
No. 3 Standard Incubator—Capacity, 410 Eggs.....	37.00
No. 4 Standard Incubator—(Special Duck)—Capacity, 324 Duck Eggs.....	40.00
No. 5 Standard Ostrich Incubator—Capacity, 42 Ostrich Eggs.....	48.00

Complete equipment furnished with each machine.

The Standard Model Incubators are known as the Standard Hatchers of the World. The only Hardwood Incubator made. The case is made of Sound, Kiln-dried Chestnut.

The Standard Model Incubators are equipped with the patented Zinc and Steel Thermostat. The most efficient regulating device ever designed for Incubator use. They are equipped with removable diaphragms, both top and bottom. Substantially built Egg Trays, extra heavy, lamp bowl and brass burners, deep nursery for chicks, Tri-tested Incubator Thermometer, Egg Tester, Book of Directions, etc. They are finished in dark oak, shellaced and varnished.

The Model Incubator Company are building the Standard Model Incubator to conform to the rules and requirements of the National Board of Fire Underwriters.

It means that you may feel safe when you are operating a Standard Model in your dwelling.

It means that you have lower insurance.


It means that the Model Incubator Company has spent hundreds of dollars for the best interest of their customers in designing this fire-proof feature of the Standard Model Incubator.

It means that each machine has the official label of the National Board attached and, while it has increased the cost of manufacture, the Model Incubator Company are not asking one cent advance in price.

The Safety Lamp Rest and enclosure means Safety and does not in the least interfere with the old-time efficiency of the Model Incubator.

The Standard Model Incubator is the greatest hatcher, under the varying conditions, in the world, because the principle is right and it is well and durably made. It is built strictly for hatching.

Write for large Free 1917 Catalogue.



AMERICAN STANDARD INCUBATOR

A GUARANTEED HIGH GRADE MEDIUM PRICED INCUBATOR

Made In Three Sizes:

No. A Incubator—Capacity, about 70 Eggs.....	\$10.00
No. B Incubator—Capacity, about 120 Eggs.....	14.00
No. C Incubator—Capacity, about 200 Eggs.....	17.00

The American Standard Incubator is a machine built for business—one that has given perfect results, during the past season, to the market poultrymen who are using Incubators as a means to a livelihood, as well as to the amateur breeders who are operating them for pleasure.

It turns out the scrappiest little chicks, hatched to live and ready to hustle for their food before they are fairly dried off.

The American Standard is constructed on the same correct principles as the Standard Model and embodies a balanced system of Heating Regulation, Ventilation, Circulation and Automatic Moisture by commingling of the air currents of different temperature. Each individual part of this system is sufficient and perfect in itself for the specific purpose intended, but it is essential that each part be inseparably connected one with the other in order to enable the homogeneous whole to perform mechanically-perfectly the act of incubation.

THE AMERICAN STANDARD THERMOSTAT IS MADE OF ZINC AND STEEL

The Thermostat, as in the Standard Model, is composed of leaves of zinc, firmly united at their ends to pieces of steel.

The complete Regulator is very simple in construction and is positive in action. There are no small, delicate parts to get out of order or become lost, and it is very simple to adjust.

The American Standard Lamp Bowl has an inside ring which braces the top and bottom, doing away with the "bellows action" when handling the lamp.

The American Standard Self-Adjusting Lamp Support is an improvement that for simplicity and durability has no equal.


Well made, substantial Egg Trays are furnished covered with heavy galvanized hardware cloth.

The deep nursery space underneath the trays gives ample room for the chicks after they hatch.

The machines are finished in a dark oak-shellaced and varnished, fitted with brass hardware; which makes a highly attractive machine.

They are furnished complete with removable Lower Diaphragms, Thermometer, Regular Egg Tester, Complete Lamp and Directions for Operating.

Write for large FREE 1917 Catalogue




No. A Incubator, 70 Egg Capacity
Price Complete, \$10.00.
For complete description see main catalogue.

MODEL COAL BURNING HOVER

50 to 1500 Chicks \$15.00.

A Simple, Portable, Self-Regulating Coal Burning Hover



Model Coal Burning Hover.

A System of Brooding that Saves Time, Labor and Fuel.

The greatest Coal Burning Brooder ever invented. Self-regulating, double acting damper absolutely controls the temperature under varying conditions. Stove made of solid cast iron 52-inch reinforced hover. Canopy substantially made—not a cheap, flimsy affair. Guaranteed the best value in Coal Burning Hovers on the market.

THE INTERNATIONAL SANITARY HOVER

A portable, Sanitary, Oil Burning Hover. The International Sanitary Hover is unlike any other oil burning Hover. The lamp is at the center and there can be no communication between the lamp gases and the space under the Hover.


Unlike many other Hovers of the oil burning type, the lamp is lifted out of the top without disturbing the chicks, yet the flame of the lamp may be observed from a standing position without removing the lamp.

On no other Hover will a design be observed in which the heat is radiated downward upon the backs of the chicks, at the same time making the brooding space warmest at the curtain.

The ventilation is perfect, the hovering space for the same size Hover is larger by 200 square inches than any other. The temperature remains absolutely even, and best of all, the chicks enjoy it fully as well as they do a Mother Hen.

This Hover is fire-proof and vermin proof, and so simple that the most awkward of amateurs easily raise from 95% to 100% of their chicks.

It costs nothing to install—you simply "set it down to set it up." Capacity, 100 chicks. **Price, \$8.50.**



International Sanitary Hover.

Red Cross Rat and Mouse Embalmer



Clears out all Rats and Mice in One Night, leaving no after odors. The only effectual exterminator of the most destructive mammal pest in existence.

25¢ 50¢ \$1.00 \$3.00

**COMMENDED BY THOUSANDS
OF SATISFIED USERS**

Red Cross Non-Poisonous Insect Exterminator

An Insect Exterminator that invariably gets results. It is not a powder that drives insects away temporarily. It kills them off completely.

Per Pkg. 50c and \$1.00.

MODEL GALVANIZED WARE

MODEL TWO-PIECE DRINKING FOUNTS

Low Priced, Easy Cleaning Fount.

The lowest priced, easiest to clean and the most widely used drinking fount manufactured. The fountains are made of heavy, galvanized iron stamped out with steel dies, assuring perfect accuracy, and are made in four different sizes.

Prices: Small size..... 20c each; 90c for 6
 Medium size..... 25c each; \$1.25 for 6
 Large size (for mature fowls)..... 40c each; \$1.90 for 6
 Extra large size (for large flocks or ducks)..... 50c each; \$2.50 for 6




METAL SQUARE DROP BOTTOM DRINKING FOUNTS

Easy to Clean and Fill. Keeps the Water Fresh and Cool.

The Model Square Drop Bottom Drinking Founts are easy to clean and fill; keeps water fresh and cool at all times. This fountain was designed to provide the poultryman with a labor-saving wall fount that could be opened for cleaning and filling. To fill this fount, the bottom is unlocked and swung back, the reservoir is inverted, filled, swung back into place, and is ready to hang on the wall. A neat handle is provided for carrying and for holding securely to the building. A hood is fastened over the front of the fount and so placed that the fowls cannot soil the water, and which also makes it practically impossible for the fowls to scratch dirt and litter into the drinking space. This fountain is made out of heavy galvanized steel and so designed that the bottom can be swung open with one hand, as it is secured in the front by one spring, while most founts have two springs, one on each side and, therefore, requiring a great deal of trouble to open. The basin is hinged to the reservoir at the back and the pin of the hinge is made of solid brass, which prevents all possibility of rusting or breaking off. This preserves the life of the fountain. These fountains are stamped out by special machinery and are given a perfect finish. They are made in three sizes:

2-qt..... 45c
 1-gal..... 60c
 2-gal..... 80c



MODEL FLAT BACK WALL FOUNT

A Serviceable Fount.

One of the most popular styles of drinking founts for fowls. The fountains are convenient to handle and are more sanitary than the ordinary style of fountains. They are flattened on the back so that they may be held on the wall of the building at any height.

We make this popular fount in three sizes: 1-qt., 1-gal. and 2-gal. The one and two gallon size have flat backs to hold them firmly against the wall where they are hung. The small or 1-qt., chick size, are round and have a brace on back to prevent swinging sideways when hung up on the wall.

Prices: 1-qt..... 30c; \$1.70 for 6
 1-gal..... 50c; \$2.75 for 6
 2-gal..... 75c; \$4.25 for 6

MODEL CAMEL BACK CHICK FEED TROUGH


The Most Successful Chick Feeder.

The bottom of this trough, being raised in the center, makes it superior to all others, as it carries the feed toward the chick and prevents the food from becoming stale in the center or corners. This special and improved double sloped bottom automatically carries the food to the edge of the trough so the chicks can get all of it. The top gates are easily removed and are so slanted that the chicks cannot roost on them.

This Camel Back feature is not found in other chick troughs, as it is a "Model" patented idea and, without doubt, the most successful chick feeder ever offered to the poultrymen.

These are made in two sizes:

10-inch size..... 30c
 20-inch size..... 50c





MODEL DRINKING CUP

Sanitary.

These very useful cups have long been known to the fanciers, and as they are stamped out of heavy iron with blanking and forming dies, it makes them strong and durable. They hold $\frac{1}{2}$ pint each. These are found indispensable for watering or for feeding hens when kept in exhibition cages or training coops. **Price, 20c each, postpaid; or \$1.50 doz.**

MODEL ROUND BOTTOM GRIT AND SHELL BOX


A Necessity on Every Poultry Plant.

Most grit and shell boxes have square bottoms, while this size of grit and shell box has a round bottom, which absolutely prevents the small particles of shell and grit clogging the corners. It can be set on the floor or hung on the wall as desired.

The Round Bottom Grit and Shell Boxes, for fowls only, made in one size, three compartments. The Model Grit and Shell Box has three compartments and is made of the best grade of No. 28 Galvanized Iron.

It feeds grit, oyster shells and charcoal—so designed as to prevent the fowls from scattering the material with their beaks. Saving at least 30% loss during the season.

50c each; \$2.70 per $\frac{1}{2}$ dozen.




MODEL DRY MASH HOPPER

The Most Sanitary Anti-Clog Dry Food Hopper Manufactured.

After years of experience with the different types of hoppers we have placed on the market and offer to the poultrymen the Model Dry Mash Hopper that fills every need. It is one of the most valuable adjuncts to the poultry keeper. It saves time; it saves feed; and increases the egg production; and the use of this hopper will positively save its cost many times over during the season. Besides they help keep the fowls in a healthy condition by insuring them clean feed, free from filth of any kind. Poultrymen who have had experience with other hoppers will realize and appreciate this important feature. We make them in three sizes: 12-qt., 18-qt. and 24-qt. This is the one Hopper that fulfills the poultrymen's every need. The wire grid is raised or lowered, as required, for coarse or fine mash.

Prices: 12-inch 12 qt. \$1.00
 18-inch 18-qt. 1.25
 24-inch 24-qt. 1.50



MODEL STRAIGHT FRONT FOOD AND SCRAP HOPPER

Economical Self-Feeding.

This Hopper is made of heavy galvanized iron, with lid, handle and extra deep apron with guard. Secured to the front are iron bars which pass through the openings in the bin proper, and these bars not only prevent the fowl from throwing the feed out sideways, but serve the purpose of agitators, preventing clogging.

This hopper, having a perfect straight front, prevents the food from clogging and will feed both scrap and dry mash, which every user of a hopper knows are difficult to feed. All joints are riveted or seamed.

This is a practical and economical hopper for feeding dry mash and meat scrap—and reduces the labor connected with feeding to a minimum.

The front height and the projecting apron prevent waste. The large compartment may be used for Dry Food and the other for Beef Scrap.

Price of this Hopper 70c each



Seasons and Dates for Planting Vegetables and Other Crops in Florida

The following lists include what experience demonstrates can be successfully grown each month as the season most suitable for each variety comes around in the several sections of the state.

However, as the seasons vary and differ according to the climate or the locality, one's own experience or that of some successful neighbor is the best guide for planting that can be suggested.

NORTH AND WEST FLORIDA

January.—Asparagus seed, Brussels Sprouts, Cabbage seed and plants, Cauliflower seed, Collards, Leek, Lettuce, Mustard, Onion sets, Radishes, Rape, Spanish Onion seed, Tomato seed, Turnips.

February.—Asparagus seed, Early Corn, Brussels Sprouts, Cabbage, Carrots, Collards, Eggplant seed, English Peas, Irish Potatoes, Kale, Leek, Lettuce, Onions, Parsley, Parsnip, Pepper seed, Rutabagas, Salsify, Spinach, Beets.

March.—Beans, Beets, Brussels Sprouts, Cantaloupes, Carrots, Collards, Cowpeas, Cucumbers, Early Corn, Eggplant, English Peas, Irish Potatoes, Kale, Kohlrabi, Leek, Okra, Parsley, Parsnip, Pepper, Pumpkin, Radish, Rape, Rutabagas, Salsify, Squash, Sugar Corn, Watermelons, Tomato, Turnip.

April.—Beans, Cantaloupes, Cowpeas, Cucumber, Eggplant, English Peas, Irish Potatoes, Kohlrabi, Lettuce, Okra, Parsley, Parsnip, Peppers, Pumpkins, Radishes, Rutabagas, Squash, Sugar Corn, Sweet Potatoes, Tomatoes, Turnips, Watermelons.

May.—Beans, Butter Beans, Cantaloupes, Cowpeas, Cucumbers, Eggplant, Okra, Peppers, Pumpkins, Squash, Sugar Corn, Sweet Potatoes, Tomato plants and seed, Watermelons.

June.—Butter Beans, Cowpeas, Eggplant, Peppers, Squash, Sweet Potatoes, Tomatoes, Watermelons.

July.—Cowpeas, Eggplant, Parsley, Peppers, Pumpkin, Rutabagas, Squash, Sweet Potatoes, Tomato Plants and seed, Watermelons.

August.—Beans, Beets, Cabbage, Cauliflower seed, Carrots, Cowpeas, Cucumbers, Collards, Eggplants, Irish Potatoes, Kale, Kohlrabi, Okra, Onions, Rape, Rutabagas, Salsify, Spinach, Squash, Tomatoes, Turnips, Celery seed.

September.—Beets, Brussels Sprouts, Cabbage, Carrots, Cauliflower plants, Celery plants, Collards, Cowpeas, English Peas, Irish Potatoes, Kale, Leeks, Lettuce, Mustard, Onion sets, Parsnip, Radishes, Rape, Rutabagas, Salsify, Spinach, Turnips.

October.—Beets, Bermuda Onion seed, Brussels Sprouts, Cabbage, Carrots, Cauliflower plants, Celery plants, Collards, Kale, Leeks, Lettuce seeds and plants, Mustard, Onion sets, Parsnips, Radishes, Rape, Spinach, Turnips.

November.—Beets, Brussels Sprouts, Cabbage seeds and plants, Carrots, Collards, Kale, Lettuce, Mustard, Onion sets, Parsnip, Radishes, Rape, Spinach, Turnips.

December.—Cabbage plants and seed, Collards, Leeks, Lettuce plants and seed, Mustard, Onions, Radishes, Rape.

CENTRAL FLORIDA

January.—Asparagus seed, Brussels Sprouts, Cabbage seed and plants, Cauliflower seed, Collards, Leeks, Lettuce, Mustard, Onion sets, Radishes, Rape, Spanish Onion seed, Tomato seed, Turnips, Eggplant seed.

February.—Asparagus seed, Early corn, Beans, Brussels Sprouts, Cabbage, Cantaloupes, Carrots, Collards, Cucumbers, Eggplant seed, English Peas, Irish Potatoes, Kale, Leeks, Lettuce, Onions, Parsley, Parsnip, Pepper seed, Rutabagas, Salsify, Spinach, Windsor Beans, Beets.

March.—Beans, Beets, Brussels Sprouts, Cantaloupes, Carrots, Cauliflower, Collards, Cowpeas, Cucumbers, Early Corn, Eggplant, English Peas, Irish Potatoes, Kale, Kohlrabi, Leek, Okra, Onion, Parsley, Parsnip, Pepper, Pumpkin, Radish, Rape, Rutabagas, Salsify, Squash, Sugar Corn, Watermelons, Tomatoes, Turnips.

April.—Beans, Cantaloupes, Collards, Cowpeas, Cucumbers, Eggplant, English Peas, Irish Potatoes, Kohlrabi, Lettuce, Okra, Onion plants, Parsley, Parsnip, Peppers, Pumpkin, Radishes, Rutabagas, Squash, Sugar Corn, Sweet Potatoes, Tomatoes, Turnips, Watermelons.

May.—Beans, Butter Beans, Cantaloupes, Collards, Cowpeas, Cucumbers, Eggplant, Okra, Peppers, Pumpkins, Squash, Sugar Corn, Sweet Potatoes, Tomato plants and seed, Watermelons.

June.—Butter Beans, Cabbage seed, Cauliflower seed, Celery seed, Cowpeas, Eggplant, Peppers, Squash, Sweet Potatoes, Tomatoes, Watermelons.

July.—Cabbage seed, Cantaloupes, Cauliflower seed, Celery seed, Cowpeas, Eggplant, Parsley, Peppers, Pumpkin, Rutabagas, Squash, Sweet Potatoes Tomato plants and seed, Watermelons.

August.—Beans, Beets, Cabbage, Cauliflower seed, Carrots, Cowpeas, Cress, Cucumbers, Collards, Eggplant, Irish Potatoes, Kale, Kohlrabi, Okra, Onions, Rape, Rutabagas, Salsify, Spinach, Squash, Tomatoes, Turnips, Windsor Beans, Celery seed.

September.—Beets, Brussels Sprouts, Cabbage, Carrots, Cauliflower plants, Celery plants, Collards, Cowpeas, Cucumbers, English Peas, Irish Potatoes, Kale, Leeks, Lettuce, Mustard, Onion sets, Parsnip, Radishes, Rape, Rutabagas, Salsify, Spinach, Squash, Turnips.

October.—Beets, Bermuda Onion seed, Brussels Sprouts, Cabbage, Carrots, Cauliflower plants, Celery plants, Collards, Kale, Leeks, Lettuce seed and plants, Mustard, Onion sets, Parsnip, Radishes, Rape, Spinach, Turnips.

November.—Beets, Brussels Sprouts, Cabbage seed and plants, Carrots, Collards, Kale, Lettuce, Mustard, Onion sets, Parsnip, Radishes, Rape, Spinach, Turnips.

December.—Cabbage plants and seed, Collards, Leeks, Lettuce plants and seed, Mustard, Onions, Radishes, Rape.

TAMPA, ORLANDO, TITUSVILLE AND

SOUTHWARD

January.—Beans, Beets, Brussels Sprouts, Cabbage plants and seed, Carrots, Cauliflower seed, Collards, Eggplant seed, Irish Potatoes, Kale, Kohlrabi, Lettuce, Mustard, Radishes, Rape, Spanish Onion seed, Spinach, Tomato seed, Turnips.

February.—Adams' Early Corn, Beans, Beets, Brussels Sprouts, Cabbages, Cantaloupes, Carrots, Cucumbers, Eggplant seed, Irish Potatoes, Kale, Lettuce, Okra, Onions, Pepper seed, Spinach seed, Spinach, Squash, Windsor Beans.

March.—Beans, Beets, Brussels Sprouts, Cantaloupes, Cauliflower, Cowpeas, Cucumbers, Early Corn, Eggplant, Irish Potatoes, Lettuce, Mustard, Okra, Onions, Pepper, Pumpkins, Radish, Squash, Sugar Corn, Tomatoes, Watermelons.

April.—Beans, Collards, Cowpeas, Cucumbers, Eggplant, Kohlrabi, Okra, Radishes, Squash, Sugar Corn Sweet Potatoes, Tomatoes, Onion plants, Pepper, Pumpkins.

May.—Beans, Butter Beans, Cowpeas, Eggplant, Okra, Peppers, Pumpkins, Squash, Sugar Corn, Sweet Potatoes, Tomatoes.

June.—Butter Beans, Cabbage seed, Celery seed, Cowpeas, Eggplant seed, Peppers, Squash, Sweet Potatoes, Tomato plants and seed, Watermelons.

July.—Cabbage seed, Cantaloupes, Celery seed, Cowpeas, Eggplants and seed, Peppers, Pumpkins, Squash, Sweet Potatoes, Tomato plants and seed, Watermelons.

August.—Beans (snap), Cabbage seed, Cantaloupes, Carrots, Cauliflower seed, Collards, Cowpeas, Cucumbers, Eggplant, English Peas, Irish Potatoes, Kale, Kohlrabi, Lettuce, Mustard, Onions, Peppers, Pumpkins, Radishes, Rape, Rutabagas, Spinach, Squash, Swiss Chard, Tomatoes, Turnips, Windsor Beans.

September.—Beets, Brussels Sprouts, Cabbage plants and seed, Carrots, Celery seed and plants, Collards, Cowpeas, Cucumbers, English Peas, Irish Potatoes, Kale, Lettuce, Mustard, Onion sets, Radishes, Rape, Rutabagas, Spinach, Squash, Swiss Chard, Turnips.

October.—Beets, Bermuda Onion seed, Brussels Sprouts, Cabbage plants and seed, Carrots, Celery seed, Collards, Kale, Lettuce plants and seed, Mustard, Onion sets, Radishes, Rape, Rutabagas, Spinach, Swiss Chard, Turnips.

November.—Beets, Brussels Sprouts, Cabbage plants and seed, Carrots, Celery seed and plants, Collards, Kale, Lettuce, Mustard, Onion sets, Radishes, Rape, Rutabagas, Spinach, Swiss Chard Turnips.

December.—Cabbage plants and seed, Celery plants, Collards, Lettuce plants and seed, Mustard, Onion sets, Radishes, Rape, Spanish Onion seed, Swiss Chard.



MANGELS, OATS AND ALFALFA
Diversifying



SUDAN GRASS ROOTS
Note vigorous growth and
lack of root stocks



SORGHUM



IRON COW PEAS
Growing between rows of corn.

SEEDS
for the SOUTH
E.A. MARTIN SEED CO.
JACKSONVILLE
FLORIDA